



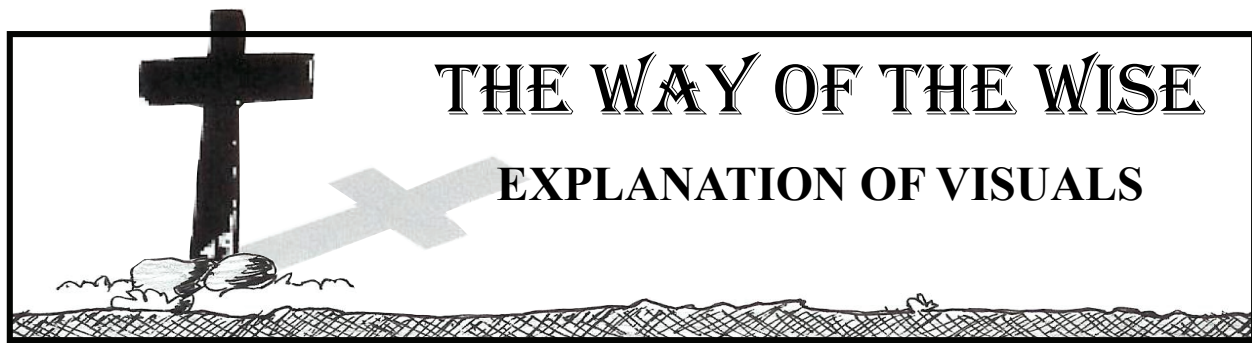
RESOURCE PACKET

Copyright ©2004, 2007 by Next Generation Resources, Inc.
Illustrations Truth78. All rights reserved.

Truth78
Toll-Free: 1-877-400-1414
info@Truth78.org
www.Truth78.org

Scripture quotation is also from The Holy Bible, New International Version, copyright ©1973, 1978, 1984 by International Bible Society. Used by permission of Zondervan Publishing House. The “NIV” and “New International Version” trademarks are registered in the United States Patent and Trademark Office by the International Bible Society. All rights reserved.

This publication includes images from Microsoft Publisher 2002 ©1991-2001, ClickArt Christian Graphics ©1998, Art Explosion 600,000 Images ©1995-98 Nova Corporation, JupiterImages Corporation © 2008, which are protected by the copyright laws of the U.S., Canada, and elsewhere. Used under license.



Storing Visuals

These materials have been compiled for use with The Way of the Wise curriculum. This curriculum is designed to be usable from year to year. Take care when preparing and storing lesson materials and visuals so you can use them again. For that reason, you may want to laminate them for durability. A storage system will also be helpful, such as a large envelope or file folder for each lesson, or a ring binder with a clear plastic page protector for each lesson. Teachers will also be collecting three-dimensional visual aids. In the resource file for each lesson, you may want to include a note indicating where corresponding three-dimensional visuals are stored.

Preparing Visuals

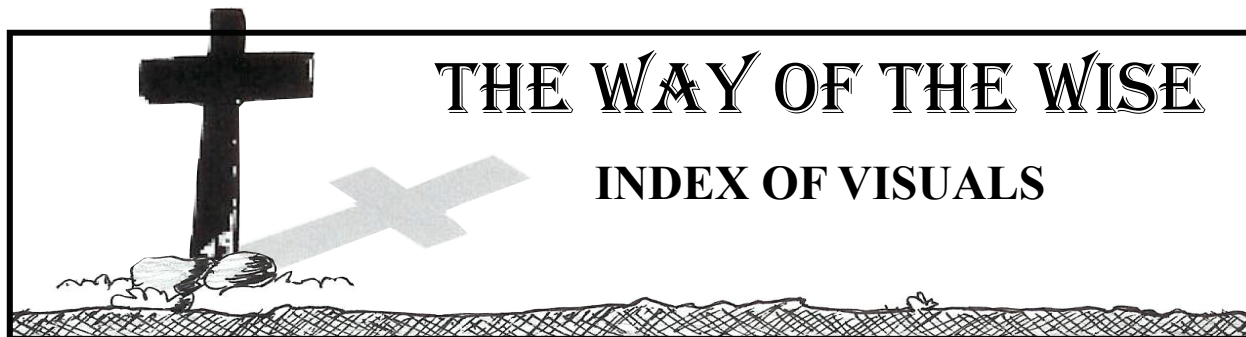
Each resource page references the corresponding lesson, which explains how to prepare and use each piece. Since permission has been given to reproduce these visuals, we recommend you print (from the CD in the teacher's kit) or make an extra copy of each page so you will have an intact reference copy. Many pieces will be used as reproduced here, in full pages. Others will need to be cut apart.

The Way of the Wise Banner


Care should be taken in storing the banner for use with this curriculum. We recommend you store the banner (sold separately with banner pieces) in its shipping container. One banner and set of pieces is required per classroom.

Nametags


It may be helpful to laminate the nametags in this packet after writing the names on them. Punch a hole in the top of each laminated nametag and attach with a large safety pin, or fold a 1-1/2-inch ribbon (3/4- to 1-inch wide) in half, staple the ends behind the nametag, and attach with a pin.




| | |
|-----------|---|
| | Student Nametags; Replacement Banner Pieces; Proverbs Reading Chart; Memorizing Proverbs; Putting Proverbs Into Practice; Way of the Wise Bookmarks |
| Lesson 1 | House on the Rock; House on the Sand; Question Mark Card; Foundation/Cross |
| Lesson 2 | Map |
| Lesson 3 | Wisdom and Foolishness Cards; Wisdom and Foolishness Definition Cards |
| Lesson 4 | Proverbs 2:10 and Proverbs 3:1 Cards; Proverbs Verses for Paper Chain |
| Lesson 5 | Wisdom and Foolishness Cards (from Lesson 3) |
| Lesson 6 | Cue Cards; Mockery Tag |
| Lesson 7 | Picture Cards for Proverbs 10:1b |
| Lesson 8 | Heart and Brain Pictures; God Stamp |
| Lesson 9 | Simple Man and Prudent Man; Paul, David, and David's Men |
| Lesson 10 | Question Cards; Fire; Spiral; Way of the Wise Game |
| Lesson 11 | Heart Card with Folly "Sticker" |
| Lesson 12 | Wisdom is Supreme Worksheet |
| Lesson 13 | Wisdom; Fear of the Lord; Key and Treasure Worksheet |
| Lesson 14 | (No visuals in this packet for this lesson; see lesson for other types of visuals to use.) |
| Lesson 15 | Stars; Math Sheet |
| Lesson 16 | Letter "A"; "A" Word Signs; Maze; Mint |
| Lesson 17 | Letter "A" (from Lesson 16); Affection; Oxen with Yoke |
| Lesson 18 | Example Cards |
| Lesson 19 | Psalms 119:18; Psalm 119:36 |
| Lesson 20 | (No visuals in this packet for this lesson; see lesson for other types of visuals to use.) |
| Lesson 21 | High Voltage Sign; Old Men; Young Men |
| Lesson 22 | (No visuals in this packet for this lesson; see lesson for other types of visuals to use.) |
| Lesson 23 | 3 Stoplight Cards |
| Lesson 24 | Glasses; Person Leaping; Rock Under the Water; 5 Consequences Sheets; Maze |
| Lesson 25 | Yourself; God; 4 Proverbs 3:5-6 Cards; Photo of Alaska |
| Lesson 26 | Plane; Bus; Desert; Amusement Park |
| Lesson 27 | 7 Ecclesiastes Signs |
| Lesson 28 | Certificate of Achievement |





**The Way
of the Wise**




**The Way
of the Wise**





**The Way
of the Wise**



**The Way
of the Wise**

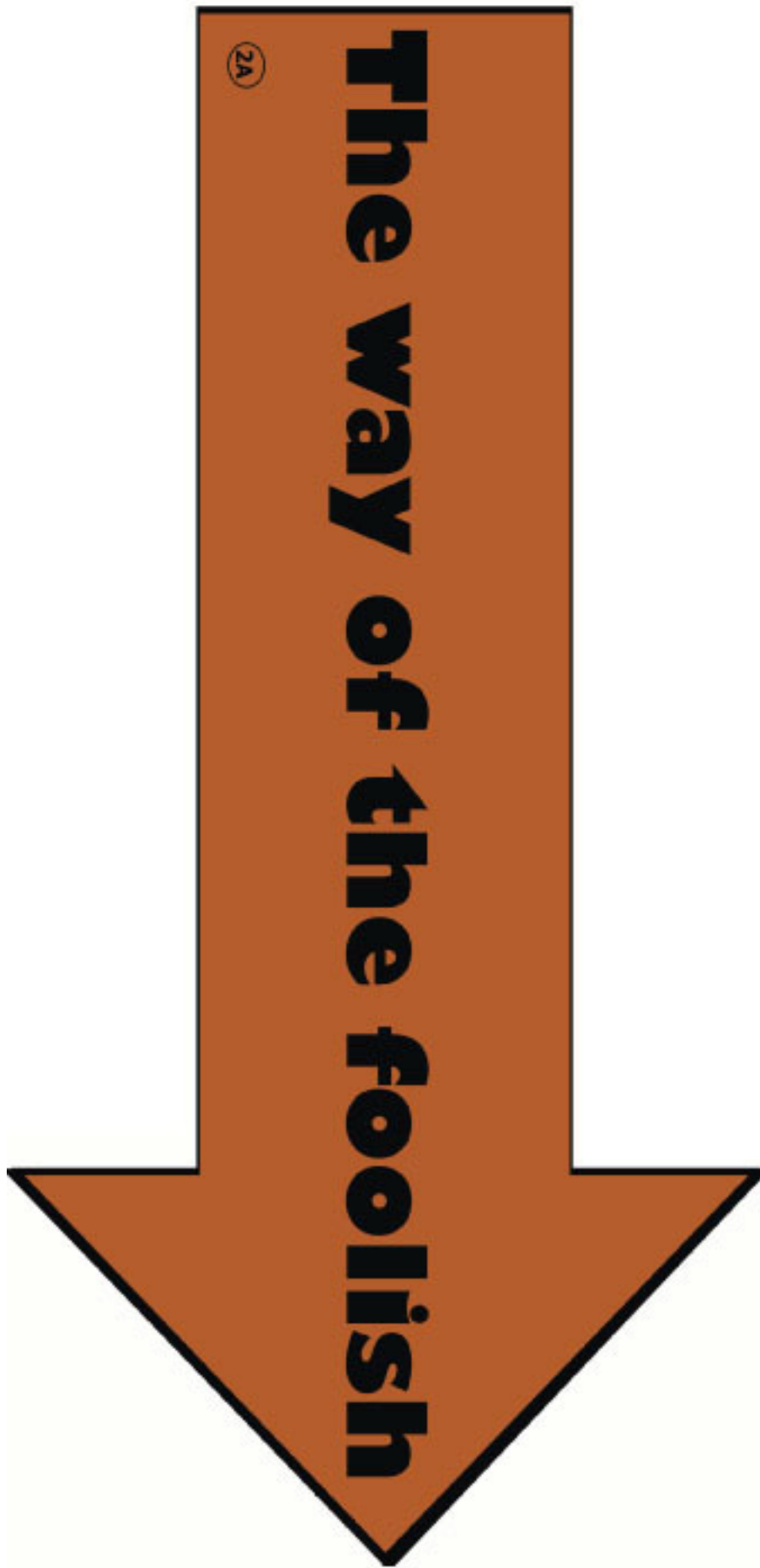


**The Way
of the Wise**



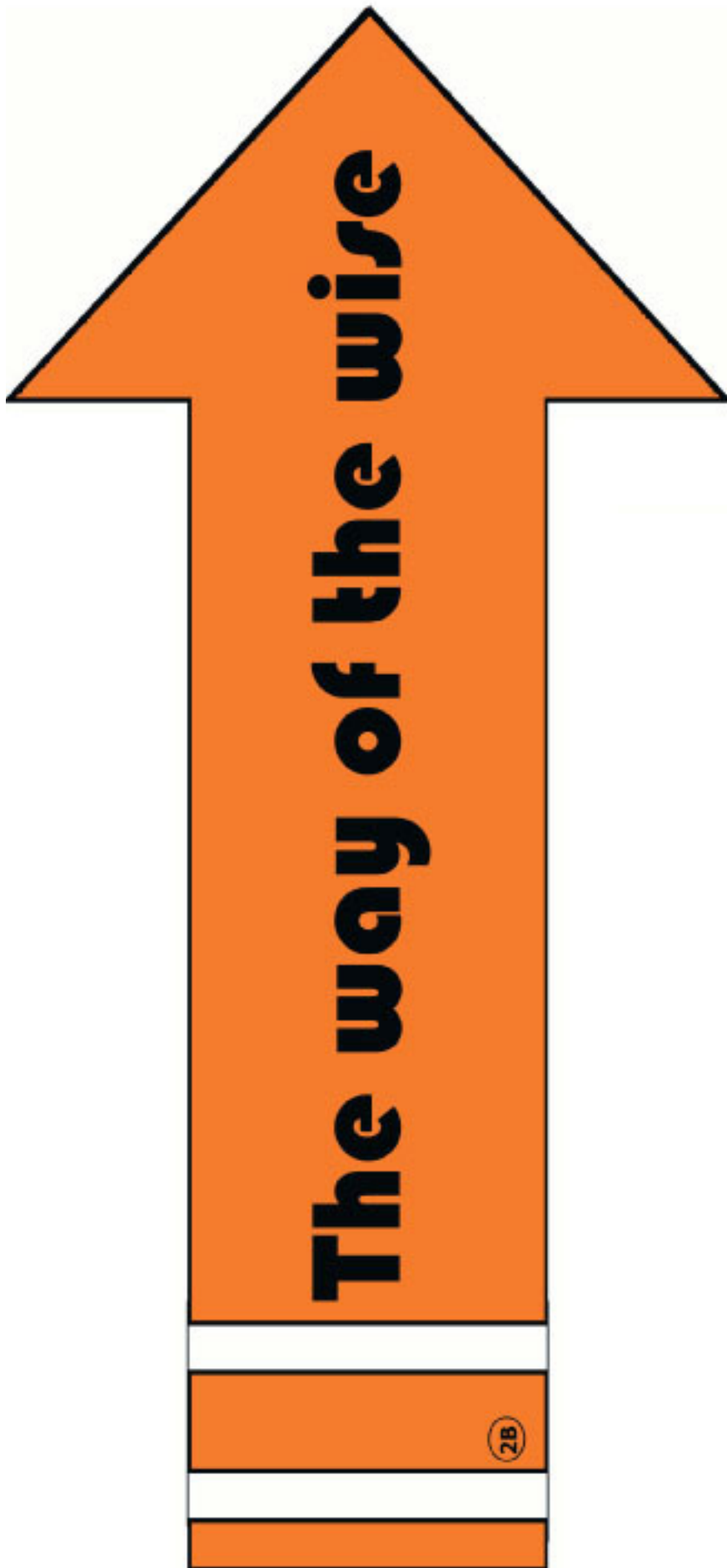
**The Way
of the Wise**





Way of the Wise Replacement Banner Pieces

These pieces are not needed for the curriculum and are only included in case one of the banner pieces gets lost.




Way of the Wise Replacement Banner Pieces

(cut out the arrow as one
piece)

Way of the Wise Replacement Banner Pieces

(cut out each piece)



Way of the Wise Replacement Banner Pieces

(cut out each piece)




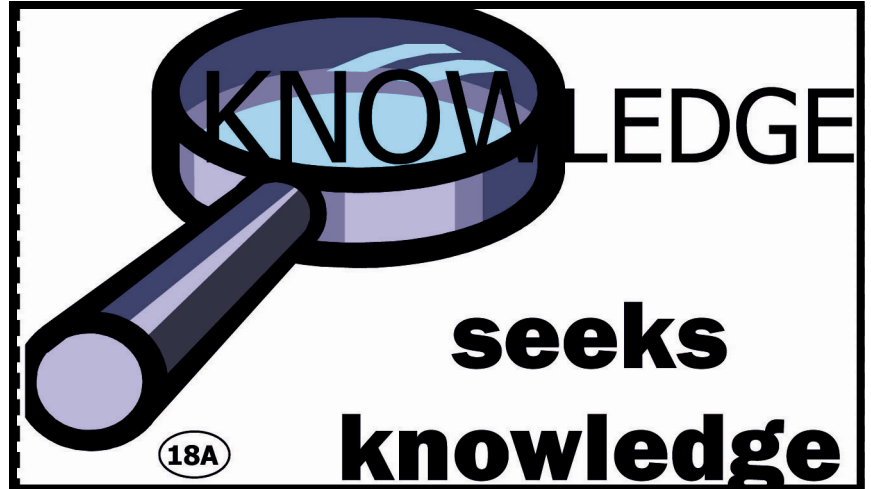

Way of the Wise Replacement Banner Pieces

(cut out each piece)


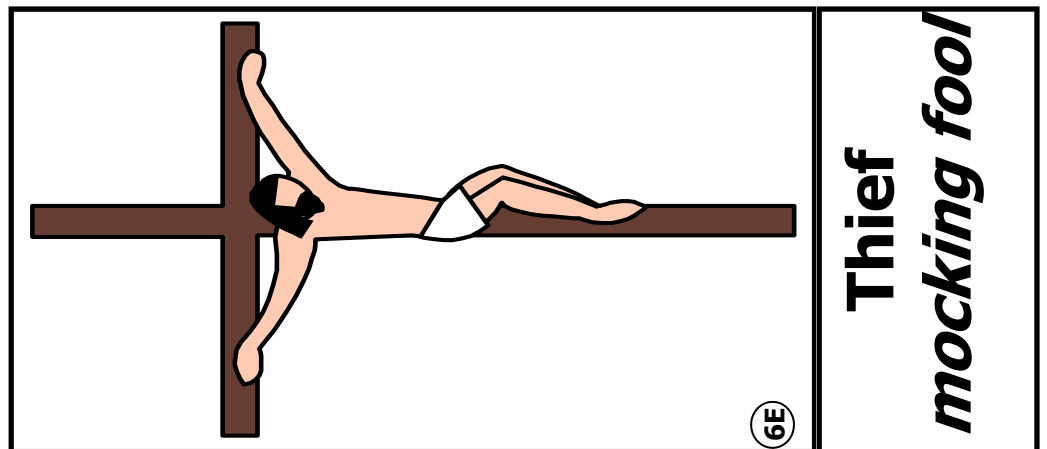



Way of the Wise Replacement Banner Pieces

(cut out each piece)

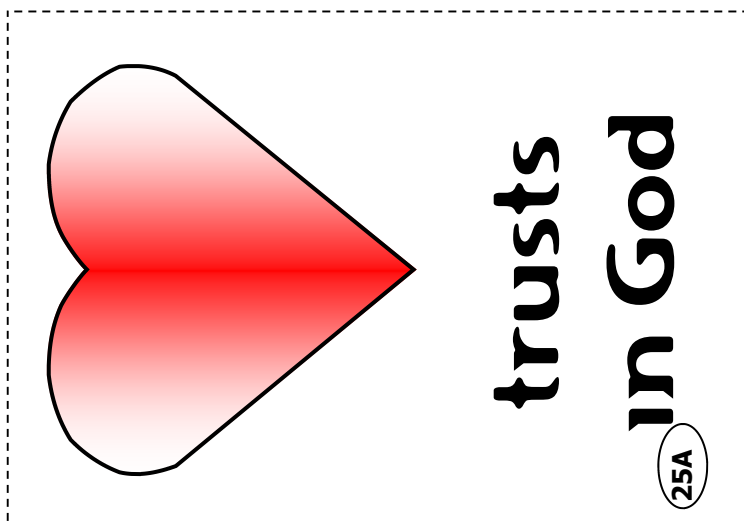



Way of the Wise Replacement
Banner Pieces
(cut out each piece)




Way of the Wise Replacement Banner Pieces

(cut out each piece)



Way of the Wise Replacement Banner Pieces
(cut out piece)

JESUS



27A

SOLOMON


































24A

Looks Ahead
































PROVERBS READING CHART

Check off each chapter as you read it. Use this as a Bible bookmark.

| | |
|---|---|
| <input type="checkbox"/> 1  | <input type="checkbox"/> 17  |
| <input type="checkbox"/> 2  | <input type="checkbox"/> 18  |
| <input type="checkbox"/> 3  | <input type="checkbox"/> 19  |
| <input type="checkbox"/> 4  | <input type="checkbox"/> 20  |
| <input type="checkbox"/> 5  | <input type="checkbox"/> 21  |
| <input type="checkbox"/> 6  | <input type="checkbox"/> 22  |
| <input type="checkbox"/> 7  | <input type="checkbox"/> 23  |
| <input type="checkbox"/> 8  | <input type="checkbox"/> 24  |
| <input type="checkbox"/> 9  | <input type="checkbox"/> 25  |
| <input type="checkbox"/> 10  | <input type="checkbox"/> 26  |
| <input type="checkbox"/> 11  | <input type="checkbox"/> 27  |
| <input type="checkbox"/> 12  | <input type="checkbox"/> 28  |
| <input type="checkbox"/> 13  | <input type="checkbox"/> 29  |
| <input type="checkbox"/> 14  | <input type="checkbox"/> 30  |
| <input type="checkbox"/> 15  | <input type="checkbox"/> 31  |
| <input type="checkbox"/> 16  | |

PROVERBS READING CHART



Check off each chapter as you read it. Use this as a Bible bookmark.

| | |
|---|---|
| <input type="checkbox"/> 1  | <input type="checkbox"/> 17  |
| <input type="checkbox"/> 2  | <input type="checkbox"/> 18  |
| <input type="checkbox"/> 3  | <input type="checkbox"/> 19  |
| <input type="checkbox"/> 4  | <input type="checkbox"/> 20  |
| <input type="checkbox"/> 5  | <input type="checkbox"/> 21  |
| <input type="checkbox"/> 6  | <input type="checkbox"/> 22  |
| <input type="checkbox"/> 7  | <input type="checkbox"/> 23  |
| <input type="checkbox"/> 8  | <input type="checkbox"/> 24  |
| <input type="checkbox"/> 9  | <input type="checkbox"/> 25  |
| <input type="checkbox"/> 10  | <input type="checkbox"/> 26  |
| <input type="checkbox"/> 11  | <input type="checkbox"/> 27  |
| <input type="checkbox"/> 12  | <input type="checkbox"/> 28  |
| <input type="checkbox"/> 13  | <input type="checkbox"/> 29  |
| <input type="checkbox"/> 14  | <input type="checkbox"/> 30  |
| <input type="checkbox"/> 15  | <input type="checkbox"/> 31  |
| <input type="checkbox"/> 16  | |

Memorizing Proverbs

Write down each verse from Proverbs you memorize.


| | |
|----|--|
| 1 | |
| 2 | |
| 3 | |
| 4 | |
| 5 | |
| 6 | |
| 7 | |
| 8 | |
| 9 | |
| 10 | |
| 11 | |
| 12 | |
| 13 | |
| 14 | |
| 15 | |



Putting Proverbs into Practice



Write in the box the verse from Proverbs you want to put into practice. Note on the lines the date and the situation in which you put the verse into practice.



1

2

3

4

5

6

7

8

Way of the Wise Bookmark

(Cut out each bookmark. Give to the children when they earn their first badge. Have them decorate it.)

| | | |
|---|--|---|
| <p>The heart of the discerning acquires knowledge; the ears of the wise seek it out. Proverbs 18:15</p> | <p><i>The Way of the Wise</i></p> <p>W I S E</p> | <p>CONGRATULAIONS! <i>You have earned a badge! Keep this bookmark in your Bible and color in each letter as you work to complete your badge this year.</i></p> |
| <p>The heart of the discerning acquires knowledge; the ears of the wise seek it out. Proverbs 18:15</p> | <p><i>The Way of the Wise</i></p> <p>W I S E</p> | <p>CONGRATULAIONS! <i>You have earned a badge! Keep this bookmark in your Bible and color in each letter as you work to complete your badge this year.</i></p> |
| <p>The heart of the discerning acquires knowledge; the ears of the wise seek it out. Proverbs 18:15</p> | <p><i>The Way of the Wise</i></p> <p>W I S E</p> | <p>CONGRATULAIONS! <i>You have earned a badge! Keep this bookmark in your Bible and color in each letter as you work to complete your badge this year.</i></p> |



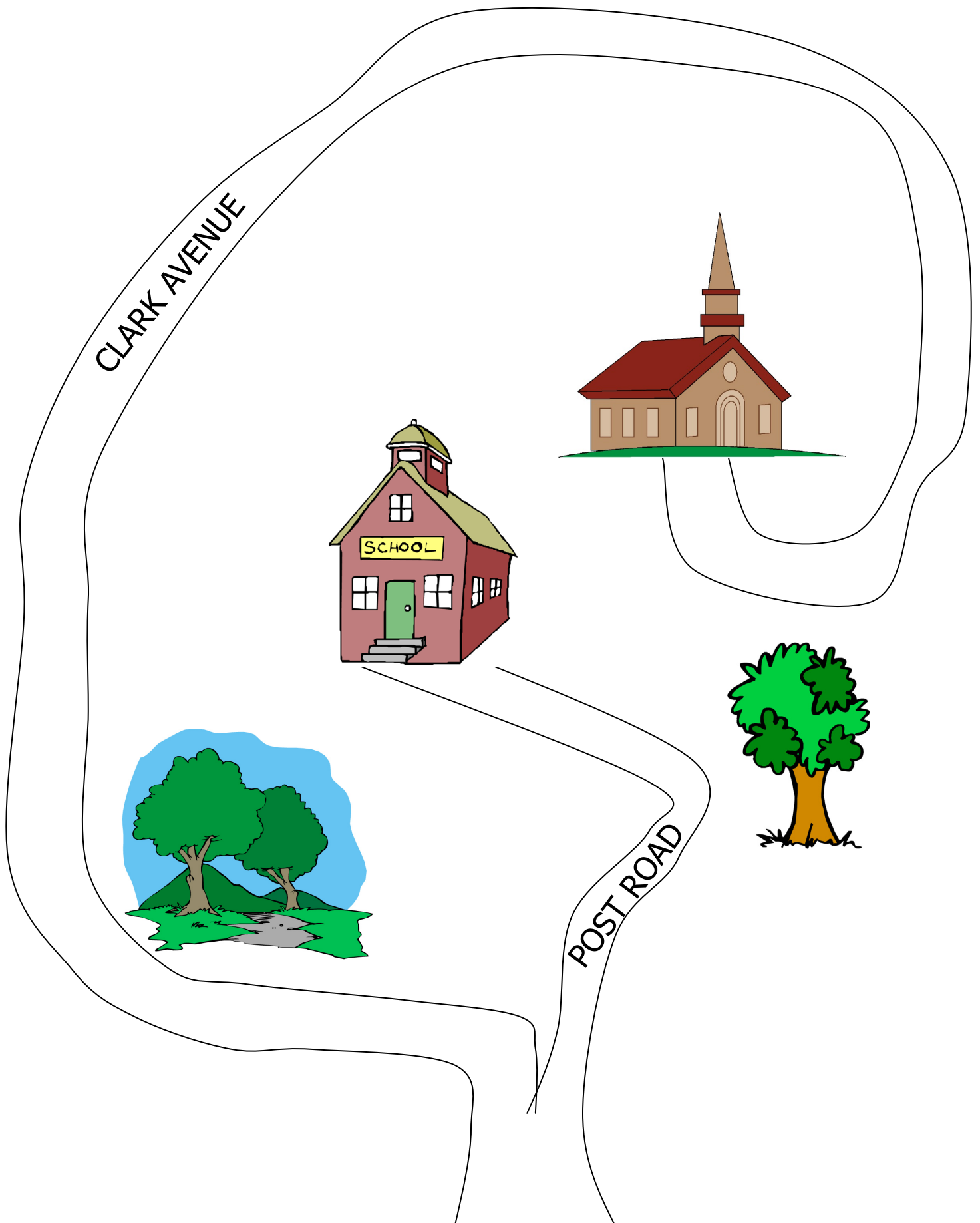






**What is my
foundation?**



For no one can lay any foundation other than the one already laid, which is Jesus Christ.









WISDOM
is loving what is good
and right, and doing it.

FOOLISHNESSES

is loving what is bad
and wrong, and doing it.



Cut out the heart.



Cut out the heart.

Proverbs 1:10—My son, if sinners entice you, do not give in to them.

Proverbs 2:6—For the LORD gives wisdom, and from his mouth come knowledge and understanding.

Proverbs 3:5—Trust in the LORD with all your heart and lean not on your own understanding;

Proverbs 3:6—In all your ways acknowledge him, and he will make your paths straight.

Proverbs 3:11—My son, do not despise the LORD's discipline and do not resent his rebuke.

Proverbs 3:27—Do not withhold good from those who deserve it, when it is in your power to act.

Proverbs 4:27—Do not swerve to the right or the left; keep your foot from evil.

Proverbs 6:20—My son, keep your father's commands and do not forsake your mother's teaching.

Proverbs 8:13—To fear the LORD is to hate evil; I hate pride and arrogance, evil behavior and perverse speech.

Proverbs 12:15—The way of a fool seems right to him, but a wise man listens to advice.

Proverbs 13:24—He who spares the rod hates his son, but he who loves him is careful to discipline him.

Proverbs 14:16—A wise man fears the LORD and shuns evil, but a fool is hotheaded and reckless.

Proverbs 14:29—A patient man has great understanding, but a quick-tempered man displays folly.

Proverbs 14:21—He who despises his neighbor sins, but blessed is he who is kind to the needy.

Proverbs 15:1—A gentle answer turns away wrath, but a harsh word stirs up anger.

Proverbs 16:18—Pride goes before destruction, a haughty spirit before a fall.

Proverbs 17:9—He who covers over an offense promotes love, but whoever repeats the matter separates close friends.

Proverbs 17:14—Starting a quarrel is like breaching a dam; so drop the matter before a dispute breaks out.

Proverbs 17:22—A cheerful heart is good medicine, but a crushed spirit dries up the bones.

Proverbs 17:27—A man of knowledge uses words with restraint, and a man of understanding is even-tempered.

Proverbs 18:10—The name of the LORD is a strong tower; the righteous run to it and are safe.

Proverbs 19:11—A man's wisdom gives him patience; it is to his glory to overlook an offense.

Proverbs 19:20—Listen to advice and accept instruction, and in the end you will be wise.

Proverbs 19:21—Many are the plans in a man's heart, but it is the LORD's purpose that prevails.

Proverbs 21:23—He who guards his mouth and his tongue keeps himself from calamity.

Proverbs 24:17—Do not gloat when your enemy falls; when he stumbles, do not let your heart rejoice,

Proverbs 28:19—He who works his land will have abundant food, but the one who chases fantasies will have his fill of poverty.

Proverbs 28:25—A greedy man stirs up dissension, but he who trusts in the LORD will prosper.

Proverbs 30:5—”Every word of God is flawless; he is a shield to those who take refuge in him.

Proverbs 31:30—Charm is deceptive, and beauty is fleeting; but a woman who fears the LORD is to be praised.

Pharaoh

Who is the LORD, that I should
obey him and let Israel go? I
do not know the LORD and I
will not let Israel go.

Nebuchadnezzar

Is not this the great Babylon
I have built as the royal
residence, by my mighty power
and for the glory of my
majesty?


Guard

Prophecy! Who hit you?

Thief

Aren't you the Christ?
Save yourself and us!

mockers



A wise son




brings joy

to his father



but a foolish son



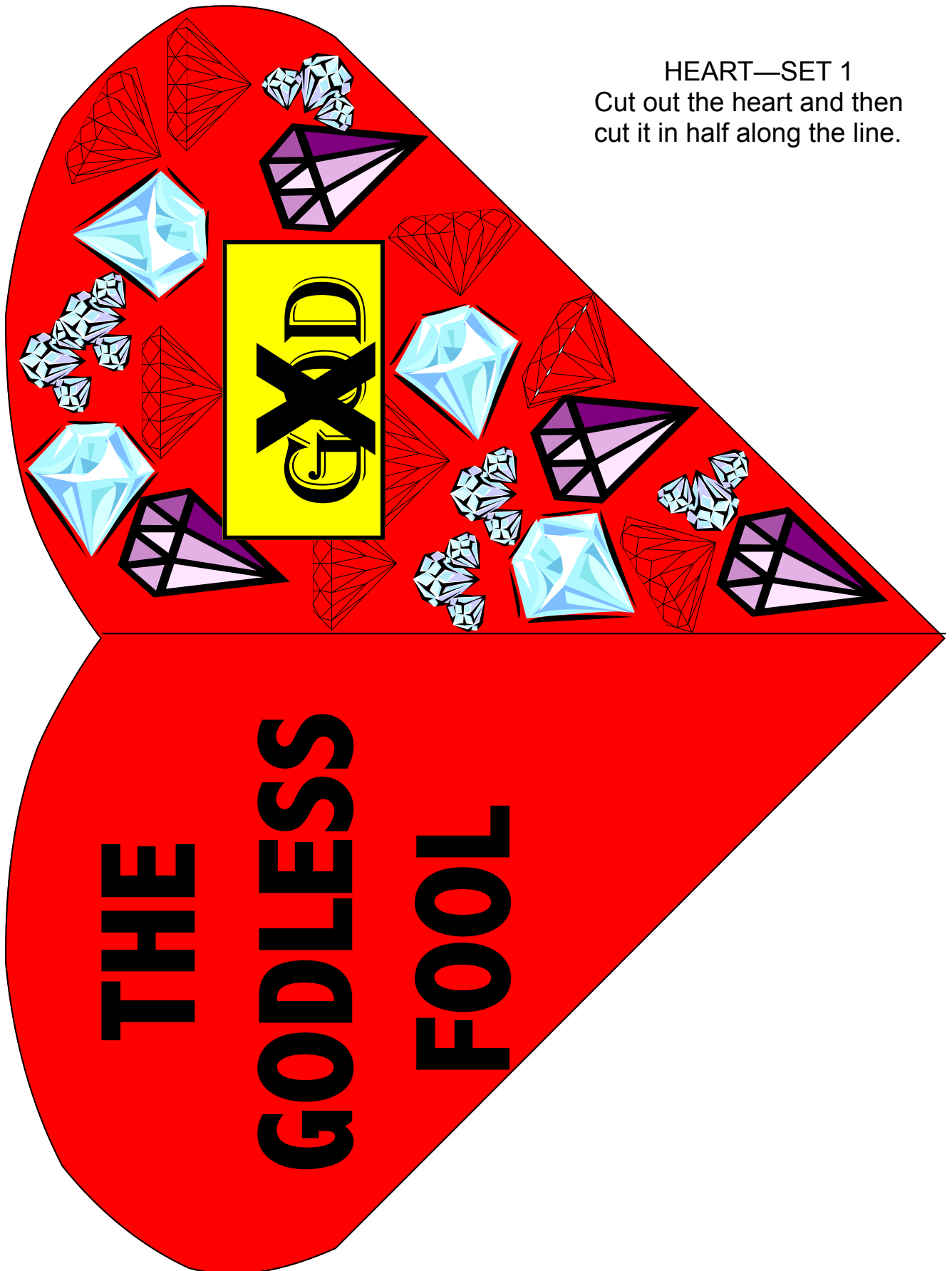
grief




to his
mother




HEART—SET 1
Cut out the heart and then
cut it in half along the line.





HEAR
T—
SET 2
Cut





Design a stamp to remind people about God.

SIMPLE MAN
believes anything

**PRUDENT/
WISE MAN**
gives thought to his steps

Cut apart the cards.

SAUL

David

**David's
Men**

WHAT

Cut apart the cards.

IS

SO

BAD


?

ABOUT

FOOLISHNESSES



Destruction



DIRECTIONS FOR THE WAY OF THE WISE GAME: (Cut apart cards below.)

Cut out the cards on this page and the next. Divide into piles of gray cards and white cards.

Tape the following two game board pages together to form the game board. (If you want to make the game board longer, you may copy the first page and use both sheets plus the second page.)

Use buttons or game pieces from another game to use as markers. You will also need a spinner (6 or less) or one die.

All players start on the Way of the Foolish. Players continue on the Way of the Foolish toward hell and destruction unless they land on a “bridge” piece. If a player lands on a bridge piece, he can go through the cross to the Way of the Wise. (Note the bridges have arrows going only one direction—to the Way of the Wise.)

When players land on the spaces with dots, they may take a card and follow the instructions on the card. (White cards are for the Way of the Wise players; gray cards for those on the Way of the Foolish.)


Players continue taking turns until they reach their destination.

Be sure to emphasize to the children that passing from the Way of the Foolish to the Way of the Wise is an act of grace— undeserved favor.

| | | |
|---|---|---|
| God is now your treasure! Move ahead to the next bridge space. | You repented of your sin and believe in Jesus. Move to next bridge space! | You trust Jesus to forgive your sin. Move to next bridge space. |
| You avoided temptation to do evil. Move ahead 2 spaces. | You disobeyed your mom and dad. Move back 2 spaces. | You memorized your memory verse and used it to fight the fight of faith. Move ahead 2 spaces. |
| You did not listen to wise instruction. Move ahead 2 spaces—toward destruction. | You mocked the truth. Move ahead 2 spaces—toward destruction. | You did not follow wise advice. Move ahead 2 spaces—toward destruction. |

| | | |
|---|---|---|
| You did not listen to wise advice. Move back 2 spaces. | You apologized for a wrong you did. Move ahead 2 spaces. | You memorized a Proverb from the Bible. Move ahead 1 space. |
| Your heart is rebellious. Lose your next turn. | You refuse to forgive a friend who has wronged you and instead bear a grudge. Lose your next turn. | You are a simple fool and follow others in doing wrong. Move ahead 2 spaces—missing the next bridge space. |
| You prayed for self-control when someone yelled at you and responded with a soft answer. Move ahead 2 spaces. | You respond positively to discipline. Move ahead 1 space. | You read the whole book of Proverbs seeking wisdom. Move ahead 1 space. |
| You hear the Word of God but you choose to disobey it. Lose your next turn. | Your heart is far from God. Go to the space beyond the next bridge space—You must stay on the Way of the Foolish. | You ignore the call of wisdom. Go ahead 4 spaces—toward destruction. |
| You tell a friend about Jesus and encourage him to read the Bible. Take an extra turn. | You encourage a friend with a Bible verse. Move ahead 1 space. | You confess your sin immediately and ask God to help you with your rebellious attitude. Take an extra turn. |






Empty rectangular box for notes.

Empty rectangular box for notes.

Yellow rectangular box.



Yellow rectangular box.

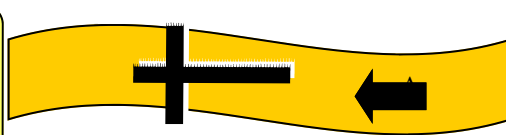
White rectangular box with a yellow circle in the center.

White rectangular box with a yellow circle in the center.

Empty rectangular box for notes.

Empty rectangular box for notes.

Yellow rectangular box.



Yellow rectangular box.



White rectangular box with a yellow circle in the center.


White rectangular box with a yellow circle in the center.

Empty rectangular box for notes.

Empty rectangular box for notes.

Empty rectangular box for notes.

Empty rectangular box for notes.






Cut out the heart
and the folly
“sticker”. Staple the
“sticker” to the heart
numerous times.



WISDOM is supreme; therefore get wisdom.
Proverbs 4:7a



Fill each jewel with a verse from Proverbs.

WISDOM

THE FEAR OF THE LORD

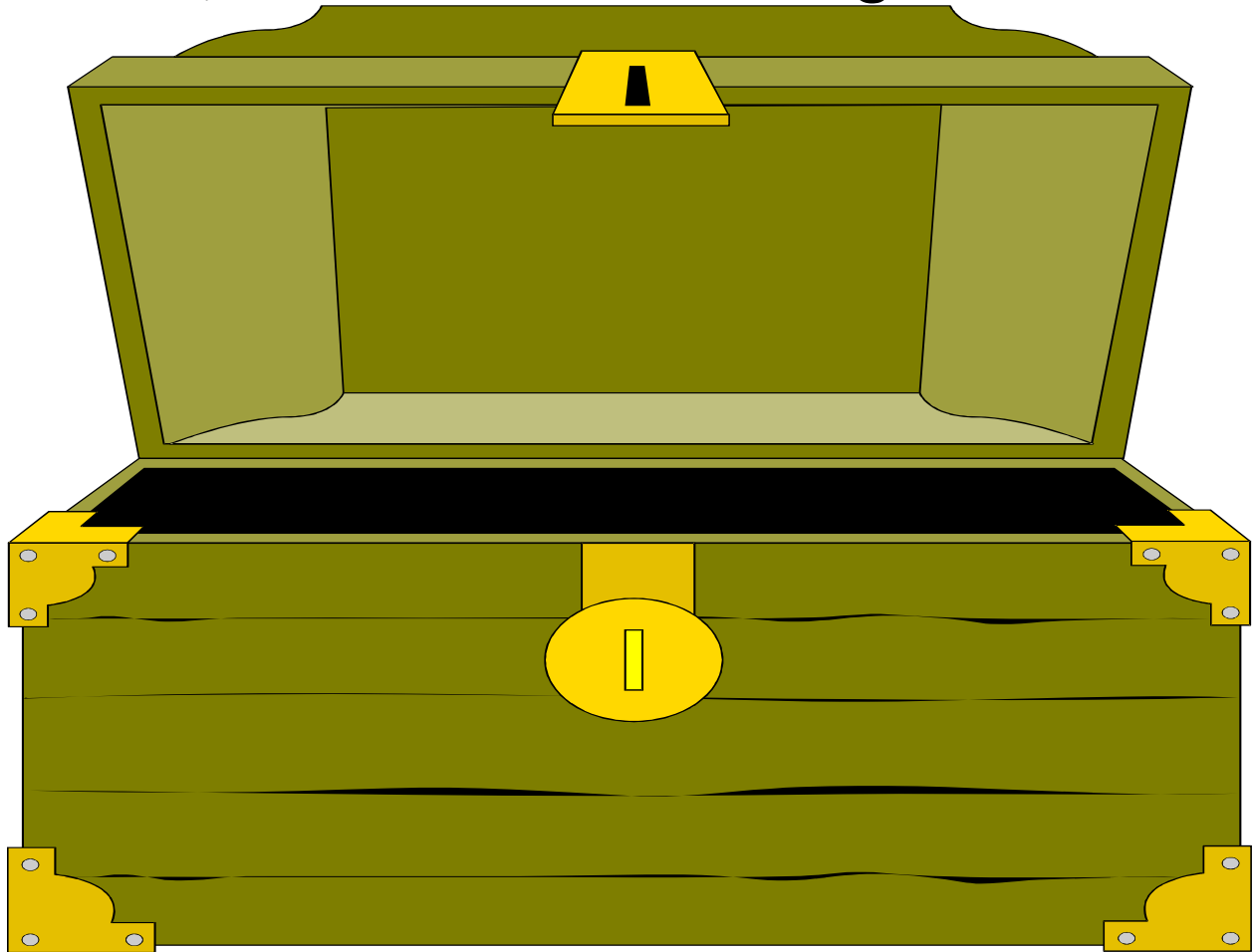


Cut out sign.

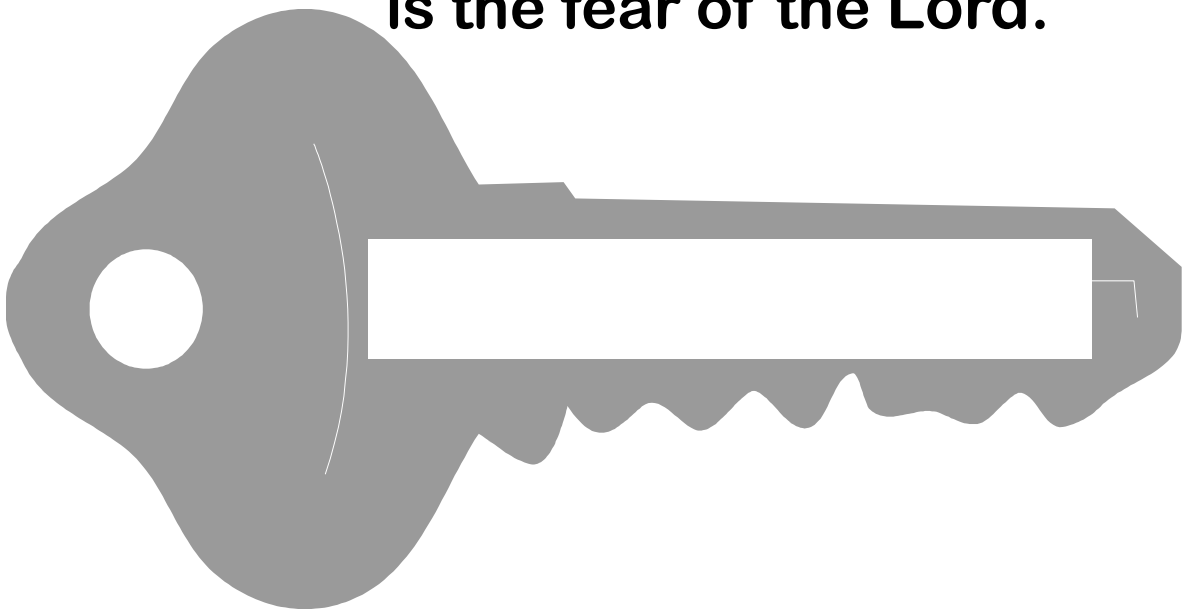


Cut out tag and punch out the hole.


Salvation, wisdom and knowledge are a treasure.



**The key to getting this treasure
is the fear of the Lord.**



Cut jewels from shiny paper to glue in the treasure chest. Write “The Fear of the Lord” on the key.



$$\begin{array}{r} 12 \\ \times 6 \\ \hline \end{array}$$

$$\begin{array}{r} 8 \\ \times 7 \\ \hline \end{array}$$

$$\begin{array}{r} 9 \\ \times 5 \\ \hline \end{array}$$

$$\begin{array}{r} 3 \\ \times 4 \\ \hline \end{array}$$

$$\begin{array}{r} 11 \\ \times 8 \\ \hline \end{array}$$

$$\begin{array}{r} 9 \\ \times 6 \\ \hline \end{array}$$

$$\begin{array}{r} 7 \\ \times 7 \\ \hline \end{array}$$

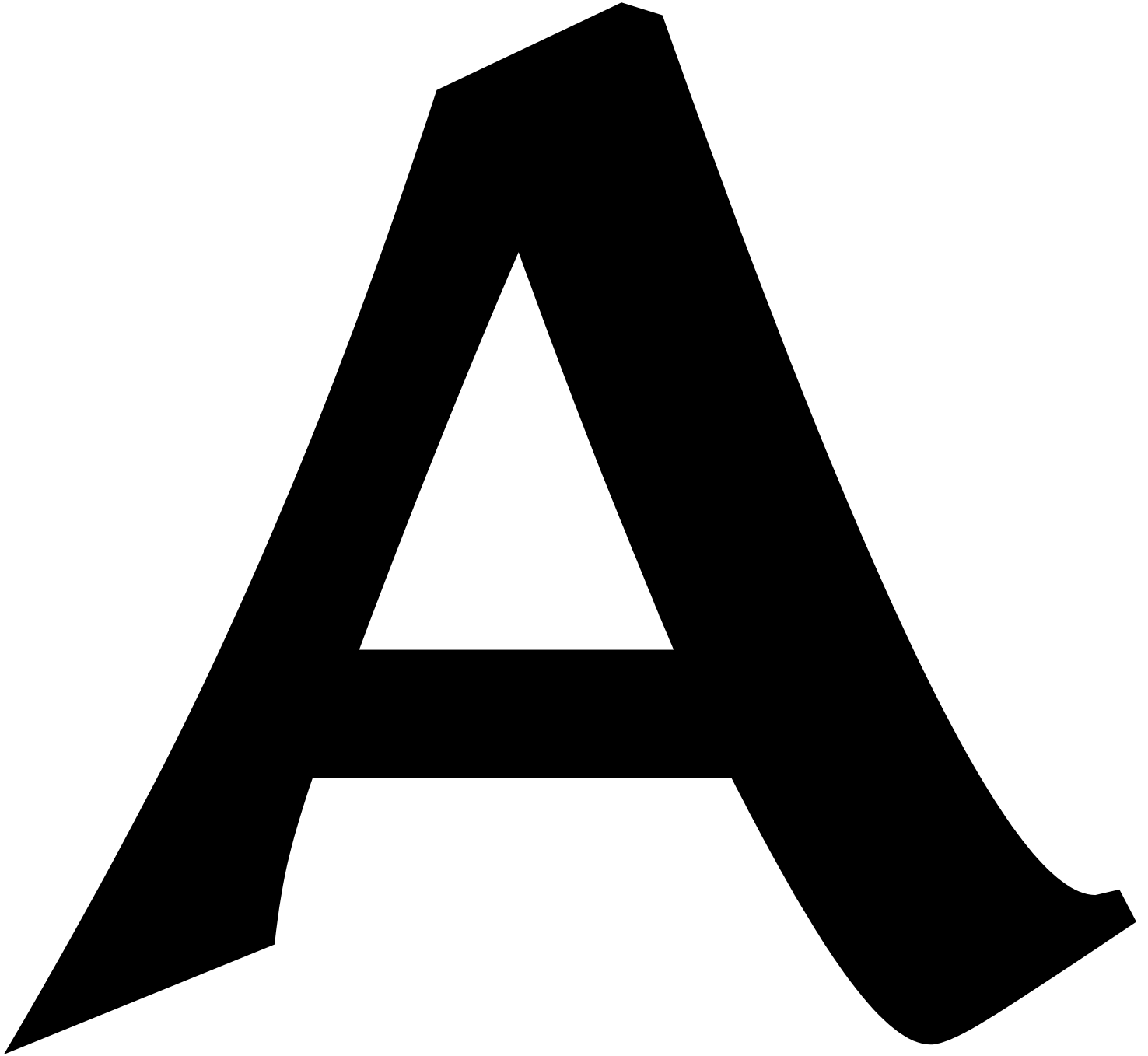
$$\begin{array}{r} 10 \\ \times 4 \\ \hline \end{array}$$

$$\begin{array}{r} 5 \\ \times 9 \\ \hline \end{array}$$

$$\begin{array}{r} 12 \\ \times 7 \\ \hline \end{array}$$

$$\begin{array}{r} 8 \\ \times 9 \\ \hline \end{array}$$


$$\begin{array}{r} 12 \\ \times 8 \\ \hline \end{array}$$




Awe of God's Worth and Position (who He Is)

Admiration of God's Attributes (what He Is)

Amazement at God's Love





Color the mint stripes alternately red and white.

Affection for God



| | |
|--|---|
| <p>A person who seeks knowledge and understanding works at understanding the Bible. When he reads something he doesn't understand, he doesn't just skip over it. He asks questions about it ("Who is it written to? Why does the Bible say this? What can it mean?"). He prays for understanding, he asks others, etc.</p> | <p>A person who seeks understanding does not get in an argument and stubbornly try to prove his point. He genuinely tries to understand the other person's point of view. Instead of trying to prove that he is right and the other person is wrong, he will ask questions like, "Why do you think that?" or "Where did you get that idea?" or "Can you help me to understand what you mean?"</p> |
| <p>A person who seeks understanding will try to understand why another person is upset with him. He will ask questions like "What did I do that upset you? How did my words make you feel? What did you think I was saying?"</p> | <p>A person who seeks knowledge and understanding does not get angry at rules but instead seeks to understand why the rule is necessary and what the person in authority is seeking to teach him. He does not say, "That's a dumb rule!" but instead he asks himself, "What could be the reason that this rule has been made?"</p> |
| <p>A person who seeks knowledge and understanding does not assume that he knows everything. He listens carefully to the instructions of others and does not get offended when another person tries to explain something to him or correct him.</p> | <p>A person who seeks knowledge and understanding does not speak back harshly to a person who spoke harshly to him. Instead, he seeks to understand what is bothering the other person. He asks questions like, "Is something bothering you?" or "What is the matter?"</p> |
| <p>A person who seeks understanding and knowledge does not accuse a person who disappoints him, but instead seeks first to understand the situation. For example, if a friend tells you that you can have a chocolate cookie from his lunch and instead trades it with someone else, a person seeking understanding does not yell at the friend but instead tries to understand why his friend did this. He asks questions like,</p> | <p>"Did you forget that you had promised the cookie to me?" or he expresses his disappointment respectfully, "I'm disappointed that you traded your cookie with someone else after promising it to me. Can you explain to me what happened?"</p> |



Fold this card. Do not cut.

Cut example cards apart.




Open my eyes that I may see

Fold on line



wonderful things in your law.

Psalm 119:18



Turn my heart

Fold on line



toward your statutes and not toward selfish gain.



OLD MEN




GOOD ADVICE

YOUNG MEN




BAD ADVICE

STOP!
Don't
listen
to your
“self”.





WAIT!


Think,
pray,
decide,
and talk
to your
“self” .




GO! Walk in the Way of the Wise.









MUSIC


| Consequences of bad choices | Consequences of good choices |
|-----------------------------|------------------------------|
| | |

television




| Consequences of bad choices | Consequences of good choices |
|-----------------------------|------------------------------|
| | |

movies




| Consequences of bad choices | Consequences of good choices |
|-----------------------------|------------------------------|
| | |

reading




| Consequences of bad choices | Consequences of good choices |
|-----------------------------|------------------------------|
| | |

internet




| Consequences of bad choices | Consequences of good choices |
|-----------------------------|------------------------------|
| | |



USE OF TIME

| Consequences of bad choices | Consequences of good choices |
|-----------------------------|------------------------------|
| | |



choice of friends


| Consequences of bad choices | Consequences of good choices |
|-----------------------------|------------------------------|
| | |

| Consequences of bad choices | Consequences of good choices |
|-----------------------------|------------------------------|
| | |

| Consequences of bad choices | Consequences of good choices |
|-----------------------------|------------------------------|
| | |


| Consequences of bad choices | Consequences of good choices |
|-----------------------------|------------------------------|
| | |

Find your way through the maze of life to heaven. Remember that the way to heaven is through the cross. LOOK AHEAD before marking your sheet so you don't make a mistake.



YOURSSELF

GOOD




**Trust in the Lord
with all your heart**



**and lean not
on your own
understanding;**





**in all your ways
acknowledge him,**



**and he will make your
paths straight.**











**Life without
God
is meaningless.**

1

**The most
important thing
is not how
smart you are,**²

**how many
fun things
you do,**

3

**how much
you own,**

4

**how
important
you are,**

5

**or what you
get done.**

6

**What is most
important
is loving and
obeying God.**

7

Certificate of Achievement

_____ has completed

THE WAY OF THE WISE

May you find JESUS as your sure foundation
and walk the way of the wise to heaven.

*Teach me your way, O LORD, and I will walk in your truth; give me
an undivided heart, that I may fear your name.*

Psalms 86:11



_____ Date

_____ Teacher

_____ Teacher

_____ Teacher