



FAITHFUL TO ALL HIS PROMISES

A Study for Children
on the Promises of God

by
Sally Michael

Truth:78



FAITHFUL TO ALL HIS PROMISES

A Study for Children
on the Promises of God

by
Sally Michael

Truth:78

Faithful to All His Promises: A Study for Children on the Promises of God
by Sally Michael

Our vision at Truth78 is that the next generations know, honor, and treasure God, setting their hope in Christ alone, so that they will live as faithful disciples for the glory of God.

Our mission is to inspire and equip the church and the home for the comprehensive discipleship of the next generation.

We equip churches and parents by producing curriculum for Sunday School, Midweek Bible, Intergenerational, Youth, and Backyard Bible Club settings; vision-casting and training resources (many available free on our website) for both the church and the home; materials and training to help parents in their role in discipling children; and the Fighter Verses™ Bible memory program to encourage the lifelong practice and love of Bible memory.

Copyright © 1997, 2015, 2021 Next Generation Resources, Inc. Illustrations Truth78. All rights reserved. No part of this publication may be reproduced in any form without written permission from Truth78.

All Scripture quotations, unless otherwise noted, are from The Holy Bible, English Standard Version® (ESV®). Copyright © 2001 by Crossway, a publishing ministry of Good News Publishers. Used by permission. All rights reserved. ESV Text Edition: 2016.

Truth:78

(877) 400-1414 | info@Truth78.org | Truth78.org

Faithful to All His Promises

Upper-Level Student Notebook

Welcome to *Faithful to All His Promises*, a study on the promises of God. In this study, you will learn that God is a faithful promise-keeping God, and you will discover some of His promises. For those who are trusting in Jesus as their Savior, the promises of God are precious and powerful because they are backed by the all-powerful, all-knowing, faithful, patient, gracious, unchanging, sovereign Ruler of the universe. God's promises are sure because God is watching to see that His Word is performed (Jeremiah 1:12). If you have not received Jesus as your Savior, God's promise is just as sure—"for the LORD knows the way of the righteous, but the way of the wicked will perish" (Psalm 1:6). May this study of God and His promises lead you to trust in Him.

How to Use Your Notebook

Your notebook has been designed to help you learn and apply the truths taught during the lesson.

What to Do in Each Section

▪ Notes from the Lesson

Write key ideas to help you remember important truths about God and His promises. Answer the questions, fill in the blanks, summarize the lesson, and complete the lists and charts. Writing promotes active listening and participating in the learning process, making it more enjoyable and profitable for you.

▪ Activity

Each lesson has an activity for you to do alone, with a partner, or with your small group. The point of the activity is to relate concepts and truths to everyday life, to encourage deeper thinking about the concepts in the lesson, to challenge you to put the truth into action, and to encourage prayer.

▪ Action Step

During your small group time in class, think about what you learned and decide on an action step. This should be something specific you can do during the week to act on the truth you have learned. It could be a verse to memorize, a prayer topic for the week, a person you must apologize to, someone to pray for, a habit to begin or to break, a commitment to make, etc.

Applying these actions daily will allow God to use these truths to shape your life. If you practice acting on the truth of God's Word, it will help you trust God and to know that all His promises will someday be fulfilled.

Note: There are five pages of action step slips in the back. Record your action step on one of these slips to cut out and take home as a reminder throughout the week. Next week, you'll record the steps you took where indicated in this notebook.

▪ Prayer

Pray about the truths in the lesson, praise God for who He is, and pray for one another.


This notebook should be kept in the classroom during the study, but after the study you can take it home to use as a review tool, a devotional or prayer focus, and an aid for teaching others the truths you are learning.

Completing your notebook thoroughly and thoughtfully will provide you with a wonderful resource. Like most things in life, the more effort you put into the activities, the more benefit you will receive from them. By approaching it with eagerness, an open heart, and a desire to learn from God, you may find that God has much to show you about Himself.

How much effort will you put forth to trust God and His promises? Will you willingly and eagerly complete your activity page and participate in discussions so that you might receive something from God and, in turn, bless others in your group? May you seek the Lord with all your heart and find Him to be your greatest treasure.

May God give you understanding of His character and His promises, love for the truths you are learning, and willingness and ability to put to practice in your own life the application of these truths.


The grass withers, the flower fades, but the word of our God will stand forever.—Isaiah 40:8



LESSON 1

Promises

 **Memory Verse:** *The LORD is good to all, and his mercy is over all that he has made. –Psalm 145:9*

 **Scripture:** Genesis 9:12-16; Psalm 145:9



1. A promise is when a person says he will or will not do something _____
2. God's promises are like _____ to us. We do not _____ God's promises.
3. When God tells us what He is like, He is making us a _____ about Himself.
4. A promise of God: _____

5. Some of God's promises are for _____. Others are only for _____.
6. What does God's promise to be "good to all" (Psalm 145:9) tell you about Him? _____

7. God made another promise in Genesis 9:12-16. Who did God make this promise to? _____
What is the sign of God's promise? _____ Who is this promise for? _____



The Big Picture! In your own words, summarize the main ideas of the lesson.



Something to Think About: Making a promise is a serious commitment. What does it mean that God has made so many promises to His people?

Directions: ① Why are God’s promises like presents? Unscramble the words below to see how many of your answers are the same as the ones below. ② Tell someone in your small group at least one way that God has been good to you this week. Then share three things you are especially thankful for this week. ③ Read Psalm 103:1-17 and Isaiah 43:25. List the characteristics of God you read in these verses.

erfe _____

snereogu _____

deevdrenus _____

*The LORD is good to all, and his mercy is over all that he has made.
–Psalm 145:9*

Characteristics of God:

[Empty box for writing characteristics of God]



Action Step: The Bible calls us to be people of action, to “be doers of the word, and not hearers only” (James 1:22). Taking to heart the truths you have heard each week and putting them into practice, or taking practical steps to apply them to everyday life can be a means of spiritual growth. Each week, review what you wrote in the previous week’s summary, remember the lesson, and record in this box any steps of faith you took to let the truth change your life. It may be an act of kindness, a confession of sin, a change in your attitude, etc. Ask God during the week to use the truths taught to affect you deeply.


This week, look for promises in the Bible. How can you put one of them into practice?


Prayer: Think of the good things that God does for us and the ways in which He is good. Thank God specifically for His goodness.



LESSON 2

Promises to Believers

 **Memory Verse:** *But to all who did receive him, who believed in his name, he gave the right to become children of God,—John 1:12*

 **Scripture:** Genesis 17:3-7; Joshua 1:9; Psalm 34:15, 17; Isaiah 40:31; Psalm 91:14; Psalm 103:11; Isaiah 41:10; Isaiah 42:6; Isaiah 49:15; Jeremiah 32:40; John 1:12



1. Example of a promise God made to just one person: _____

2. God's promise: God promised one man, _____, that he would have a _____, and that child would have _____ and whole _____ of peoples would come from Abram.
3. God's Covenant: (Mark this passage as your teacher marks it.) *Genesis 17:7—And I will establish my covenant (_____) between me (_____) and you (_____) and your offspring after you throughout their generations for an everlasting covenant, to be God to you and to your offspring after you.*
4. Match the text with the reference:

<i>Isaiah 42:6</i>	<i>... the LORD your God is with you wherever you go.</i>
<i>Isaiah 41:10</i>	<i>...I will not turn away from doing good to them.</i>
<i>Joshua 1:9</i>	<i>... I am your God; I will strengthen you, I will help you...</i>
<i>Isaiah 49:15</i>	<i>...I will take you by the hand and keep you...</i>
<i>Jeremiah 32:40</i>	<i>... I will not forget you.</i>
5. What are two ways to become a member of a family? _____
6. Who are the offspring of Abraham? _____
7. Are you one of Abraham's offspring? (Circle one.) Yes No I'm not sure



The Big Picture! In your own words, summarize the main ideas of the lesson.

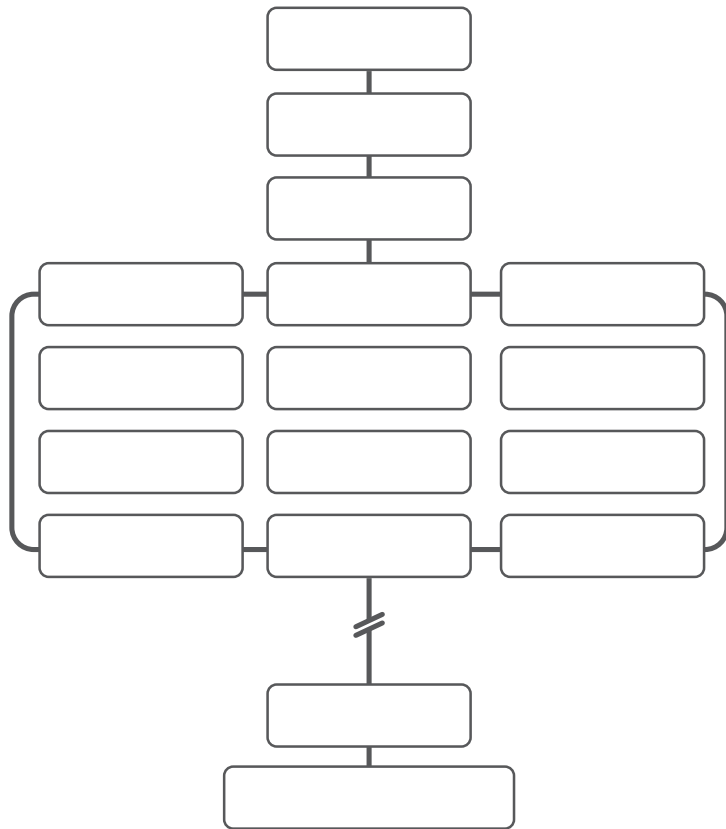


Something to Think About: If you are a Christian, you became a member of God's family, not because you were born into it, but by adoption.

Directions: ① Look up the promise verses, and then summarize some of God's promises to His children. ② Write out John 1:12 in the box. ③ Fill in the diagram of the Christian's ancestors. Include Abraham, his son, his grandson, and the names of his great-grandsons. Then skip to include Jesus and then all Christians. Next to the diagram of the Christian's ancestors, make your family tree. Circle those you know to be Christians, and pray for those whom you do not know to be Christians.

God's Promises to His Children (Psalm 34:15; Psalm 34:17; Psalm 91:14; Psalm 103:11; Isaiah 40:31)


John 1:12:



God's children are those who put their faith in Jesus.





Action Step: Review last week's BIG PICTURE summary. Record in this box any steps of faith you took to let the truth change your life.



LESSON 3

Promises to Unbelievers

 **Memory Verse:** ...for the LORD knows the way of the righteous, but the way of the wicked will perish.—Psalm 1:6

 **Scripture:** Psalm 1:5-6; Psalm 145:9; Matthew 5:45b; Matthew 25:31-34, 41



1. According to the Bible, what two categories do all people (past, present, future) fit into?
_____ or _____
2. *Matthew 5:45b*—...For he makes his sun rise on the _____ and on the _____, and sends rain on the _____ and the _____
3. God's _____ to those who don't love Him and do not turn away from _____ does not last _____.
4. Why did Jesus tell the story of the rich man and Lazarus? _____
5. What does Psalm 1:5-6 tell us about God's promise to unbelievers? _____

6. When is it too late for the wicked to repent? _____
7. Label the following as Jesus did in Matthew 25. _____ = those who are trusting in Jesus;
_____ = those who are not trusting in Jesus
8. There are only two destinations after death. What are they? _____
9. Hell is a place of _____ and separation from God. There will be _____ and such torment that men will grind their teeth together (Matthew 8:12).
10. God's decision is _ _ _ _ _ (one letter per space). This is a forever promise.



The Big Picture! In your own words, summarize the main ideas of the lesson.



Something to Think About: Knowing that hell is a very real place and the final destination of all unbelievers, shouldn't you take every opportunity God gives you to tell them about God's salvation plan?

...for the LORD knows the way of the righteous, but the way of the wicked will perish.—Psalm 1:6

In your own words, what does "the way of the wicked will perish" mean? _____

Directions: Some people do not believe that a good God will send unrepentant sinners to hell, "a place of eternal conscious punishment for the wicked."¹ Decode the word below to discover an idea some people have to try to "explain away" hell.

Fill in the blank above each letter printed below with the letter that appears two letters before the printed letter in the alphabet. (For example, the letter R is two letters before the letter P.)

C P P K J K N C V K Q P K U O

People who believe this idea think that God will punish unrepentant sinners in hell for a time and then annihilate them (they just won't exist anymore), or they believe that unrepentant sinners will just die and that is the end. There is no eternal punishment. Is this the truth?

Truth is what God says is true. What does the Bible say? Read the following verses and write down what God says about the punishment of those who rebel against God and how long it will be.


Matthew 13:41, 50 • Matthew 25:41-46 • Revelation 20:15 • Mark 9:43



Action Step: Review last week's BIG PICTURE summary. Record in this box any steps of faith you took to let the truth change your life.


Prayer: Thank God for providing a way of salvation from the punishment of sin. Pray for those who do not trust in Jesus.


¹ Wayne Grudem. *Systematic Theology: An Introduction to Biblical Theology*. (Grand Rapids, Mich.: Zondervan, 1994), 1149.



LESSON 4

God Always Keeps His Promises

 **Memory Verse:** *God is not man, that he should lie, or a son of man, that he should change his mind. Has he said, and will he not do it? Or has he spoken, and will he not fulfill it?— Numbers 23:19*

 **Scripture:** Numbers 23:19; Job 42:2a; Psalm 147:5; Isaiah 49:15b-16a; Jeremiah 1:12b



1. We trust someone if we know he is _____ and _____ to do something.
2. List some reasons people do not keep their promises. _____

3. Is there any possibility that God could not or would not keep a promise He has made? Yes No
Why or why not? _____

4. Everything about God's character shows that He can always be _____
5. God _____ keeps His promises! (one letter per line)



The Big Picture! In your own words, summarize the main ideas of the lesson.



Something to Think About: Have you ever broken a promise? Why?

Directions: ① Next to the words or phrases that describe God, write something that proves each characteristic is true. Your proof can be an example from the Bible, a verse, or an observation from creation. (You may work alone or with a partner.) ② Decode the promise.

Prove It!

God is like no one else. He never changes and is always trustworthy. Because of who He is, God can and does keep all His promises. Below are some words or phrases that describe God. What evidence do you have that these characteristics are true?

God is ALMIGHTY; He is all-powerful. **Proof:** _____

God is SOVEREIGN; He controls all things. **Proof:** _____

God is ATTENTIVE; He constantly sees, hears, and acts in the world. **Proof:** _____

God is FAITHFUL; He always does what He says He will do. **Proof:** _____

God is OMNISCIENT; He knows everything. **Proof:** _____

A Sure Promise of God




A | B | C | D | E | F | G | H | I | J | K | L | M | N | O | P | Q | R | S | T | U | V | W | X | Y | Z
★ | → | ↻ | ↓ | + | 📞 | 🎯 | ❤️ | ✂️ | 🎯 | 🔄 | 📖 | 😊 | ☁️ | 🏰 | 📺 | 👍 | 🔄 | 🌟 | ↕️ | 📱 | 🔍 | 📏 | 🎯




Action Step: Review last week's BIG PICTURE summary. Record in this box any steps of faith you took to let the truth change your life.


Prayer: Thank God for who He is and for keeping His promises.



LESSON 5

Conditional Promises

 **Memory Verse:** *“But this command I gave them: ‘Obey my voice, and I will be your God, and you shall be my people. And walk in all the way that I command you, that it may be well with you.’”*
–Jeremiah 7:23

 **Scripture:** Joshua 1:8; 2 Chronicles 7:14; Isaiah 26:3; Jeremiah 7:23; Matthew 6:14; Matthew 10:32; 1 John 1:9



1. The requirement made of you in a promise is called a _____
2. A promise with a requirement is called a _____
This type of promise is easiest to identify when it is stated in an ____/ _____ or ____ form.
3. True or False? God is always obligated to give what is promised in a conditional promise no matter what.
4. Why does God have the right to set conditions on His promises? _____

5. What was the result of Israel’s disobedience? _____



The Big Picture! In your own words, summarize the main ideas of the lesson.



Something to Think About: You can't expect God to fulfill a conditional promise if you haven't done your part.

Directions: ① Our memory verse is a conditional promise. Underline God's promises with a single line; underline the conditions with a double line. ② List some of God's commands. ③ Discover a great truth to remember by crossing out every other letter. The first one is done for you. ④ In the box, write one or two conditional promises you can make to one or two people this week. Tell them the promise and the condition. Then follow through with your promise if the condition is met.

"But this command I gave them: 'Obey my voice, and I will be your God, and you shall be my people. And walk in all the way that I command you, that it may be well with you.'"

—Jeremiah 7:23

What a wonderful promise God gave His people. What a gracious and good God we have—a God who is eager to bless His people if they would just walk in His ways. But sadly, Israel did not obey God or walk in His ways. They worshiped other gods instead of the One True God.

Some of God's Commands:

A Great Truth!

BOCBYERDMITEVNSCPE TBIROIWNHGES PBTLKEYSMSAICNOG

My Promises:



Action Step: Review last week's BIG PICTURE summary. Record in this box any steps of faith you took to let the truth change your life.


Prayer: Thank God for being a gracious, generous, promise-keeping God. Thank Him that He is just and does not reward disobedience. Ask God to give you a heart to follow Him.



LESSON 6

Promise: Salvation for All Who Call

 **Memory Verse:** "...everyone who calls upon the name of the Lord shall be saved."—Acts 2:21b

 **Scripture:** Luke 23:39-43; John 6:37; Acts 2:21; Acts 4:12; Ephesians 2:8-9



1. What is God's greatest promised gift? _____
 2. God is _____. Man is _____. Man's sin _____ him from God.
 3. Sinful man cannot come _____ to a holy God. Man deserves _____ for his sin. The only way to be saved is through the _____
 4. What does salvation save us **from**? _____
 5. What does salvation save us **for**? _____
 6. In order to receive the gift of salvation, you must fulfill the condition which is to: _____
_____. What does that mean? _____

 7. Can you have faith in and call on the name of any god and have the gift of salvation? _____
 8. Every true seeker who calls on the name of the Lord is accepted by Jesus. Who does that include?

9. **T** **F**—Some people are too bad for Jesus to save. **T** **F**—You can do good things to make up for the really bad things you have done.
- T** **F**—Salvation is a free gift. **T** **F**—No one deserves salvation.
- T** **F**—You need to do a certain number of good things in order to deserve salvation. **T** **F**—In the end everyone will be saved and go heaven.
- T** **F**—You can receive salvation by going to church and Sunday school.



The Big Picture! In your own words, summarize the main ideas of the lesson.



Something to Think About: If salvation was something people had to pay for, not even a multimillionaire could afford it. Aren't you glad God offers salvation as a free gift? God's promises are a gift we don't deserve, but they are also a gift that He freely gives.

Directions: Other religions reject God's gift of salvation through the sacrifice of Jesus on the cross. Instead, they have developed their own way to earn salvation. Read about each religion and put a check mark by everything that requires man's effort to earn salvation.

Man's Path to Heaven²



Islam: Two ways to get to "paradise"

- 1. Good deeds are compared to bad deeds. If a person has more good deeds than bad deeds, he will eventually get to paradise. But first, he must spend some time burning in hell.
- 2. Die as a martyr for the cause of Islam. This means going directly to paradise.



Hinduism: Three ways to get to "Moksha"

- 1. The Way of Action (Works or Activity)—performing religious ceremonies and duties. This requires helping others rather than serving yourself.
- 2. The Way of Knowledge—studying Hindu teaching and arriving at an understanding of the universe.
- 3. The Way of Devotion—performing acts of worship to any of the thousands of Hindu gods. This is a sign of devotion to and love for this god.
- 4. Some Hindus also believe in The Royal Road—properly performing the physical exercise of yoga and meditation.



Buddhism: The Noble Eightfold Path to "Nirvana"

- 1. Right Understanding—accepting the Four Noble Truths about suffering.
- 2. Right Resolve—denying physical pleasures, not harming any living creature, thinking kindly about everyone.
- 3. Right Speech—not lying, gossiping, criticizing, or harshly speaking.
- 4. Right Action—not killing, stealing, or performing impure actions.
- 5. Right Occupation (Livelihood)—avoiding jobs that would cause you to be dishonest or to hurt other people or animals.
- 6. Right Effort—making diligent efforts to improve your good thoughts and good behavior; and to conquer evil in yourself.
- 7. Right Contemplation—focusing attention on your thoughts, feelings, words, and actions in order to be free from wrong desires and attitudes.
- 8. Right Meditation (Concentration)—disciplining your mind to concentrate on one object in order to attain a higher state of consciousness (the state of mind of a god).

In all of these religions, man is trying to reach "god." Salvation is achieved through inner strength and good works, through the self-efforts of man. Do you think anyone could earn salvation?


God's Path to Heaven



Christianity: The Bible tells us that God Himself has provided the way of salvation as a free gift to anyone who calls on the name of the Lord. Jesus obtained this salvation by dying on the cross and taking the punishment for all who are trusting in Him. Salvation does not come through what we do but through what Christ did. Why is this Good News?




Action Step: Review last week's BIG PICTURE summary. Record in this box any steps of faith you took to let the truth change your life.



LESSON 7

Promise: God Will Forgive You

 **Memory Verse:** *If we confess our sins, he is faithful and just to forgive us our sins and to cleanse us from all unrighteousness.—1 John 1:9*

 **Scripture:** Isaiah 43:25; Romans 3:23; John 8:1-11; 1 John 1:9



1. Shortly before his death, John Newton, the former slave trader, stated, “My memory is nearly gone, but I remember two things: _____

2. God’s promises are a gift to us, not because we deserve them, but because God is _____

3. What is the condition to the 1 John 1:9 promise? _____
4. What does the Bible mean when it says that God “blots out your transgressions”? _____

5. Who needs forgiveness? _____

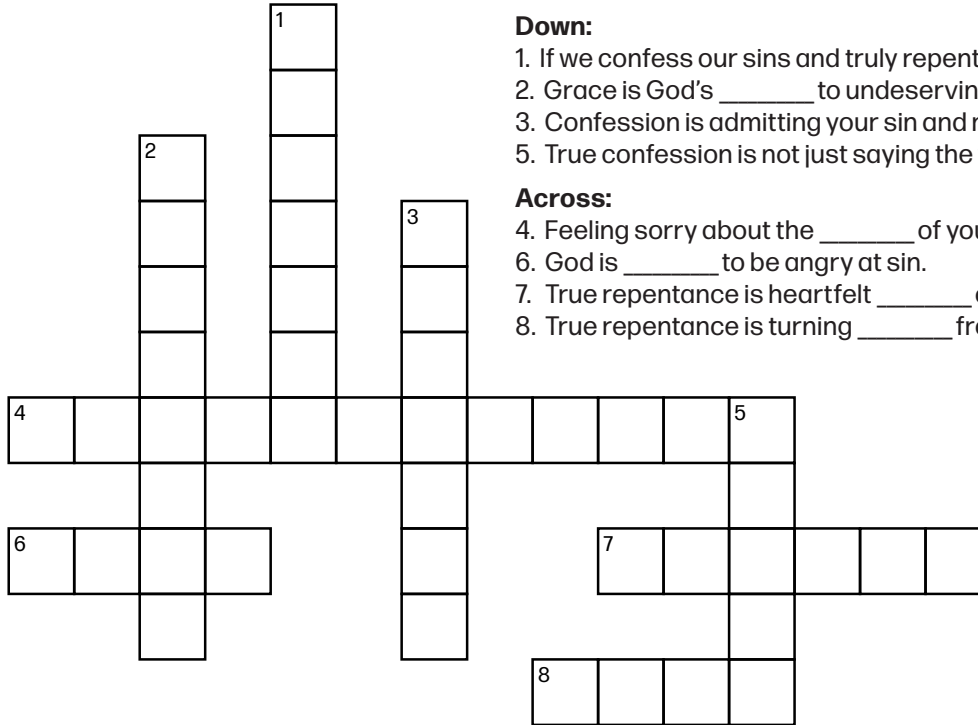


The Big Picture! In your own words, summarize the main ideas of the lesson.



Something to Think About: There is *no one* who is so sinful that God will not forgive him if he confesses his sins and repents.

Directions: ① True confession involves repentance. To understand better what confession and repentance are, complete the crossword puzzle below. ② Fill in the chart.



Down:

1. If we confess our sins and truly repent, God will _____ sin.
2. Grace is God's _____ to undeserving sinners.
3. Confession is admitting your sin and not making _____.
5. True confession is not just saying the words, "I'm _____."

Across:


4. Feeling sorry about the _____ of your sin is not repentance.
6. God is _____ to be angry at sin.
7. True repentance is heartfelt _____ over sin.
8. True repentance is turning _____ from sin.

Confession	
Give an example of a confession using excuses:	Give the same confession without excuses:




Action Step: Review last week's BIG PICTURE summary. Record in this box any steps of faith you took to let the truth change your life.


Prayer: Do you have sins that you have not confessed? Take time to confess them to God.



LESSON 8

Promise: God Will Be With You

 **Memory Verse:** *“Have I not commanded you? Be strong and courageous. Do not be frightened, and do not be dismayed, for the LORD your God is with you wherever you go.”—Joshua 1:9*

 **Scripture:** Joshua 1:5, 9; Psalm 139:1-18; Jeremiah 23:24



1. Is there anywhere you can go to hide your activities from God? _____ Why or why not? _____

- Is this a happy thought or a scary thought for you? _____
2. Why didn't Joshua need to be afraid? _____
3. We can be fearful and weak if we are looking at the wrong thing—our weaknesses instead of _____

4. When God promises to be with His children, He is promising to be _____

5. If you are a child of God you can have confidence to face all things because God, who is the most **p** _____, most **I** _____ Person in the universe, is with you.



The Big Picture! In your own words, summarize the main ideas of the lesson.



Something to Think About: A Christian on a deserted island or in an empty room is never alone. God is always with His children actively ready to help us if we ask Him.

Directions: ① Write about some of the situations where God's presence would be a comfort. ② List some of God's attributes or characteristics that show that God is the greatest Helper.

You will probably never be on a desert island, but there are places and situations you find yourself in every week that the thought of God being present, actively helping those who trust in Him, would be a great comfort. What are those situations?


God is the Greatest Helper

- Using one of the situations you wrote in the box, tell at least one person in your group why God's presence is a blessing in that situation.
- What is one situation you will probably be in this week when you need God's help? Ask your group to pray for you.




Action Step: Review last week's BIG PICTURE summary. Record in this box any steps of faith you took to let the truth change your life.


Prayer: Thank God for "filling heaven and earth." Praise Him for His praiseworthy character and thank Him for His active work in this world. Write one attribute of God you can especially praise Him for this week: _____



LESSON 9

Promise: Nothing Can Separate You from God's Love

 **Memory Verses:** *For I am sure that neither death nor life, nor angels nor rulers, nor things present nor things to come, nor powers,³⁹ nor height nor depth, nor anything else in all creation, will be able to separate us from the love of God in Christ Jesus our Lord.—Romans 8:38-39*

 **Scripture:** Luke 22:54-62; John 21:1-19; Romans 8:35, 37-39



1. Romans 8:38-39 is an unconditional promise, but it is meant only for _____

2. Why won't anything "be able to separate us from the love of God"? _____

3. True or False? There are some sins that are too awful for even God to forgive.
4. How did Jesus treat Peter after Peter denied Him? _____
5. Since we know that nothing can separate us from God's love and He will forgive our sins when we confess them, does that mean we can sin as much as we want? _____ Why or why not? _____



The Big Picture! In your own words, summarize the main ideas of the lesson.




Something to Think About: Christians can be separated from their possessions by theft, flood, fire, or breakage; and their loved ones by death, but they can never be separated from God.

Directions: Paul uses extreme opposites—death/life, height/depth—to show that absolutely NOTHING can separate a Christian from God’s love. What list of words would you use to show the inseparable love between God and His children? Fill in the word search with your own words and some of Paul’s words. The words can be vertical, horizontal, or diagonal. Fill the rest of the boxes with letters. Then trade books with a friend and see how many words you can each find.




Action Step: Review last week’s BIG PICTURE summary. Record in this box any steps of faith you took to let the truth change your life.

Prayer: It is comforting to know that nothing can separate us from the love of God, but things such as sin and disobedience can hinder us from experiencing the fellowship or closeness of God. If you are aware of anything that is keeping you from having fellowship with God, take time now to talk to Him about it.



LESSON 10

Promise: God Will Complete His Work in You

 **Memory Verse:** *...he who began a good work in you will bring it to completion at the day of Jesus Christ.—Philippians 1:6b*

 **Scripture:** Luke 22:31-32; Acts 3:1-4:22; Philippians 1:6b; 1 John 3:2



1. Explain the meaning of Philippians 1:6b. _____

2. What was it that made such a big difference in the disciples on the day of Pentecost? _____

3. Acts 4 shows us that the Holy Spirit changed Peter from being weak to being _____; from being fearful to being _____; and from being disloyal to being _____. Satan wanted to have Peter but what had Jesus prayed for Peter? _____
4. God is working to complete His work in His children every day. When will that work be done?




The Big Picture! In your own words, summarize the main ideas of the lesson.



Something to Think About: It is a relief to know that God does not expect us to make ourselves like Jesus. That is His job. Our job is to cooperate with Him in the process.

Directions: Fill in the crossword puzzle. Use your Bible if you need help.



Across

1. "He who began a good work in you will bring it to ____ at the day of Jesus Christ" Philippians 1:6b
2. Peter and John asked whom they should ____ to. Acts 4:19
3. Peter and John were ____ for teaching about Jesus' resurrection. Acts 4:3
4. Jesus told Peter to ____ his brothers. Luke 22:32b

Down


5. Jesus told Peter that he prayed that his ____ would not fail. Luke 22:32
6. Who were Peter and John commanded to not speak or teach about? Acts 4:18
7. What were Peter and John teaching and proclaiming to the people? Acts 4:2
8. What quality did the priests, elders, and teachers of the law notice about Peter and John? Acts 4:13

Write about at least one way you can be bold in speaking about Jesus. _____



Action Step: Review last week's BIG PICTURE summary. Record in this box any steps of faith you took to let the truth change your life.

Prayer: Thank God that He does not give up on His children but will complete His work in them. Pray about your need to have God work in your heart. Ask God to make you bold in telling others about Jesus. Write the name of one person to especially pray for this week: _____




LESSON 11

Promise: You Will Bear Fruit

Memory Verse:

"I am the vine; you are the branches. Whoever abides in me and I in him, he it is that bears much fruit, for apart from me you can do nothing."—John 15:5

 **Scripture:** Matthew 5:16; John 15:5; Acts 9:36; Acts 10:38; Galatians 5:22-23



1. Complete John 15:5. *"I am the vine; you are the branches. Whoever abides in me and I in him, he it is that _____, for apart from me you can do _____"*
2. What is the condition for the Christian to bear fruit? _____
3. What does "abide in Jesus" mean? _____
4. What kind of fruit is Jesus referring to? _____

5. What other kind of fruit do Christians bear? _____
6. What are three marks of true good works? a. _____,
b. _____, c. _____



The Big Picture! In your own words, summarize the main ideas of the lesson.



Something to Think About: Any good works you do as a Christian may be an evidence that the Holy Spirit is at work in your life.

Directions: Label the trunk of the tree as done during the lesson. Write in the Fruits of the Spirit among the leaves. On the branches write the names of those you are sure are true Christians. Write in the boxes on the tree some “good works” you did recently.




What is the significance of JESUS being placed on the trunk of the tree? _____

Think about the good works you wrote above. Are they true good works (done by a child of God with God’s heart for God’s glory), or are they artificial fruit (done in your own efforts for your own recognition or benefit)?




Action Step: Review last week’s BIG PICTURE summary. Record in this box any steps of faith you took to let the truth change your life.



LESSON 12

Promise: God Hears Your Prayers

 **Memory Verse:** *The eyes of the LORD are toward the righteous and his ears toward their cry.*
—Psalm 34:15

 **Scripture:** 1 Kings 18:20-39; Psalm 34:15



1. How many prophets of Baal were against Elijah? _____
2. Why did Elijah win the contest? _____
3. We not only have a God who hears, but a God who _____
4. List some types of prayer. _____

5. What are God's three responses to our prayers? _____



The Big Picture! In your own words, summarize the main ideas of the lesson.



Something to Think About: One of the differences between the God of the Bible and false gods is that He can actually hear and answer prayer.

Directions: ① Decode the following verse portion to discover how we should pray. ② Using the letters of the word THANKS, write at least one thing starting with each letter that you can thank God for.

Decoding

 ✂️ 🙏 + 📖 + 🙏 ↺ 📖 🙏 🙏 🙏 🙏 🙏 🙏 🙏 ➔ 📖 📖 🙏 🙏 📖 + 🙏 🙏 🙏 🙏

 🙏 📖 📖 🙏

 🙏 + 🙏 🙏 🙏 + 🙏 🙏 🙏 🙏 ➔ + 😊 🙏 🙏 + 🙏 🙏 🙏 🙏 🙏 🙏 🙏 🙏 🙏 🙏 🙏 🙏 🙏 🙏 🙏 🙏 🙏 🙏

 A | B | C | D | E | F | G | H | I | J | K | L | M | N | O | P | Q | R | S | T | U | V | W | X | Y | Z
 ★ | ➔ | 🙏 | 🙏 | + | 🙏 | 🙏 | 🙏 | 🙏 | 🙏 | 🙏 | 🙏 | 🙏 | 🙏 | 🙏 | 🙏 | 🙏 | 🙏 | 🙏 | 🙏 | 🙏 | 🙏 | 🙏 | 🙏 | 🙏 | 🙏

Think about your prayers this week. Were they balanced (praise, confession, thanksgiving, and requests/supplication)? It is so easy to fall into the habit of just asking God to do something or to provide something...and forget to praise Him, thank Him, and confess our sins. The phrase “with thanksgiving” is a good reminder to us to thank God for His many blessings. Using the letters below, write at least one thing starting with each letter that you can thank God for.

T _____

H _____

A _____


N _____

K _____

S _____


Action Step: Review last week’s BIG PICTURE summary. Record in this box any steps of faith you took to let the truth change your life.


Prayer: Thank God for the blessings from Him that you listed above.



LESSON 13

Promise: The Lord Will Guide You

 **Memory Verses:** *Trust in the LORD with all your heart, and do not lean on your own understanding. In all your ways acknowledge him, and he will make straight your paths.—Proverbs 3:5-6*

 **Scripture:** Psalm 32:8-9; Proverbs 3:5-6



1. For Christians, our greatest happiness is to _____.
2. How do we know God's ways (Psalm 32:8)? _____

3. Three ways God usually guides us: _____

4. God never breaks His promise to guide His children. What are two problems God's people have?

5. What is the warning for us in Psalm 32:9? _____



The Big Picture! In your own words, summarize the main ideas of the lesson.



Something to Think About: If you are a Christian and you're not sure what to do, where to go, or what to say, ask God. He delights to give you guidance.

Directions: God most clearly directs us through His Word. Fill out the chart below by looking up God's way in Scripture and writing the main idea in the box. Then write an opposite idea in the "My Way" box.

My Way	God's Way
	Ephesians 4:32
	Romans 15:1-2
	Ephesians 4:29
	Matthew 5:43-44
	Matthew 6:19-20

Share: Share with your group or with a friend about a time when you made either a "God's Way" choice or a "My Way" choice. What was the result? (If there is time, talk about your answers from the chart above.)




Action Step: Review last week's BIG PICTURE summary. Record in this box any steps of faith you took to let the truth change your life.

Prayer: Pray that you would not be stubborn like a horse or mule, but that you would trust in the LORD and ask Him for guidance.



LESSON 14

Promise: God Will Provide for Your Needs

 **Memory Verse:** *And my God will supply every need of yours according to his riches in glory in Christ Jesus.—Philippians 4:19*

 **Scripture:** Matthew 6:25-34; Philippians 4:19



1. What is the main idea of Philippians 4:19? _____
2. What things do we know about God that should help us trust God instead of worrying about our needs? _____

3. If we worry about our needs, it means that we are not _____.
4. What were the two reasons George Mueller opened an orphanage? _____



The Big Picture! In your own words, summarize the main ideas of the lesson.



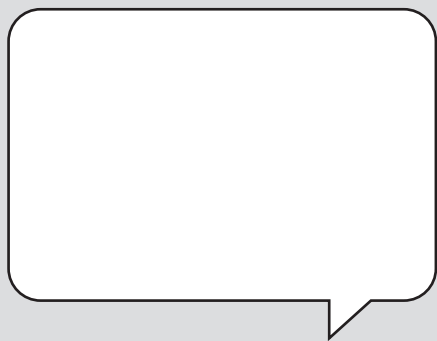
Something to Think About: Our biggest needs are smaller than God's infinite supply!

Directions: ① Using the code, write the words on the lines below. ② To discover why we have no need to be selfish, read chapter 9, verses 6-9 of the eighth book of the New Testament. Write in the bubble what the verse tells us to do. Write in the heart how this command reflects the heart of God.


	A	B	C	D	E	F	G
1	having	the	things	others	God	you	will
2	many	and	because	grace	little	good	in
3	so	love	every	all	this	danger	at
4	work	times	to	no	abound	make	thanks
5	may	able	Jesus	that	is	sure	sufficiency

B2	E1	E5	B5	C4	F4	D3	D2	E4	C4	F1	A3	D5	A1	D3
G5	G2	D3	C1	G3	D3	B4	F1	A5	E4	G2	C3	F2	A4	

Command




God's Heart




Action Step: Review last week's BIG PICTURE summary. Record in this box any steps of faith you took to let the truth change your life.

Prayer: Thank God for supplying all your needs. Ask Him to give you a generous heart.



LESSON 15

Promise: God Will Not Withhold Any Good Thing

 **Memory Verse:** *For the LORD God is a sun and shield; the LORD bestows favor and honor. No good thing does he withhold from those who walk uprightly.—Psalm 84:11*

 **Scripture:** 1 Samuel 1; Psalm 34:10; Psalm 84:11; Romans 8:32



1. What is the main idea of Psalm 84:11? _____

2. Psalm 84:11 is a conditional promise. What is the condition? _____

3. Why doesn't God withhold any good thing from those who love and honor Him? _____

4. How did God show His generosity to Hannah? _____

5. If God withholds something from us it is because _____





The Big Picture! In your own words, summarize the main ideas of the lesson.



Something to Think About: God doesn't withhold any good thing from His children. If you are a Christian and God withholds something from you, what He withholds is not the best thing for you.

Directions: Read each scenario, and then list three reasons why withholding this good thing might be good.

 <p>You really want to make the baseball team and practice hard every day. But when the team list comes out, your name is not on it.</p>	 <p>You are supposed to go on a camping trip this weekend, but you get the flu and can't go.</p>
1.	1.
2.	2.
3.	3.

Remember that “good” is not just something we like but something that is g _____ f _____ u _____

True Story³—A seven-year-old boy had a severe collision with a bread truck. His head was injured, and a piece of his skull was missing! He was in the hospital for three weeks, and then recuperating for six more months. He could not play sports and had to wear a protective aluminum plate over the injured part of his skull. So, what did he do instead? He spent his time reading and writing. But he desperately wanted a bicycle like his friends had. It was customary for boys to get a bike on their 11th birthday, and he hinted about this to his parents. But when the day of his 11th birthday finally arrived and he opened his present, it was a...

(Fill in each blank with the letter that corresponds to its numerical position in the alphabet; 1=A, 2=B, etc.)

20 25 16 5 23 18 9 20 5 18

His parents knew that a bicycle injury would be very serious or even fatal. So they gave him something they thought was better. That boy was J.I. Packer, who became a theologian, pastor, and writer. He is considered one of the most influential evangelicals in North America. He is known for his book *Knowing God* and for his work as the editor of the English Standard Version Bible. What about the typewriter? It was not what Packer had asked for. Nevertheless, it proved to be what he needed.

Did J. I. Packer know what his accident and the typewriter would lead to? No, but this is what his biographer writes about Packer receiving the typewriter: “Surprise gave way to delight, as he realized what he could do with this unexpected gift. It was not more than a minute before he had put paper into the machine and started to type. It proved to be his best present and the most treasured possession of his boyhood.”


God always knows what is best for His children and does not withhold any good thing.

Write Romans 8:32 below:




Action Step: Review last week's BIG PICTURE summary. Record in this box any steps of faith you took to let the truth change your life.


3 Alister McGrath, *J.I. Packer: A Biography*. (Grand Rapids, Mich.: Baker, 1997), 6.



LESSON 16

Promise: God Will Fight for You

 **Memory Verse:** *God is our refuge and strength, a very present help in trouble.—Psalm 46:1*

 **Scripture:** Judges 6:1-7; 2 Kings 6:15-18; Psalm 46:1; Isaiah 64:4; Hebrews 13:6



1. What is the meaning of Hebrews 13:6? _____

2. In your own words, write Elisha's confident answer to his servant, Gehazi, when he saw the city surrounded by the large Syrian army with horses and chariots? _____

3. As Christians, we don't need to worry about anything we face in life because _____

4. How did Israel win the battle with the Midianites? _____

5. If you are a Christian, you have a _____ God on your side!




The Big Picture! In your own words, summarize the main ideas of the lesson.



Something to Think About: If you are a Christian, you are never alone in your battles. God is right there beside you!

Directions: ① Complete the crossword puzzle. ② Answer the question. ③ Write Psalm 46:1. Underline the words that describe God, and explain the significance of the words “our” and “present.” ④ Read Isaiah 64:4, and then write it in your own words.



Across

- 1. First place in a race
- 2. To be sure of something
- 3. A place that provides shelter or protection
- 4. What God gives you so you will not be moved

Down

- 1. Someone who provides aid or assistance
- 2. Because God is my Helper, He will _____ for me.
- 3. To do something for someone else.
- 4. God _____ on behalf of those who wait for Him.


What battles do you have in your life? _____

Write Psalm 46:1 below. Underline the words that describe God. What is the significance of the word “our” and the word “present”?

Read Isaiah 64:4 and then write it in your own words:




Action Step: Review last week’s BIG PICTURE summary. Record in this box any steps of faith you took to let the truth change your life.



LESSON 17

Promise: God is Slow to Anger

 **Memory Verse:** *But you, O Lord, are a God merciful and gracious, slow to anger and abounding in steadfast love and faithfulness.—Psalm 86:15*

 **Scripture:** Exodus 3-4:17; Numbers 14:18; Psalm 86:15; Psalm 103:8-10, 13-14; Mark 15:16-37; Luke 23:26-46



1. What does Psalm 103:14 say about God? _____
_____ What does it say about man? _____
2. God understood Moses' weaknesses and was patient with Moses. What did God do for Moses, even though He was angry? _____
3. How did people treat Jesus on the cross? _____

4. How did Jesus respond? _____
5. In the verses below, circle words that show what God is like, and cross out things He does not do.
Psalm 103:8-10—The LORD is merciful and gracious, slow to anger and abounding in steadfast love. ⁹He will not always chide, nor will he keep his anger forever. ¹⁰He does not deal with us according to our sins, nor repay us according to our iniquities.
6. God is _____ to anger. He is _____ with us.



The Big Picture! In your own words, summarize the main ideas of the lesson.





Something to Think About: Praise God that His first response to our weakness is compassion and not anger.


Directions: ① Look up the verses below to find the scrambled words (some may differ slightly in form). You may want to make a “word bank” in the margins. ② After you unscramble each word or all the words, look at the letters in the gray boxes. Each letter corresponds to the same lettered box in the hidden message below the scrambled words. ③ Follow the instructions below each unscrambled word to alter the appropriate box to find the hidden message. Note: Columns run up and down. Rows run across.

Psalm 103:8-10, 13-14 Psalm 86:5 Isaiah 40:28 Deuteronomy 7:9 Romans 2:4

Because God is


PINOSSACMOETA _____ 
Shade the areas marked “a”


NIKD  _____
Shade top and bottom rows, and left column

CFLIMURE _____ 
Shade areas marked @

TAPNETI _____ 
Shade areas marked with a dot


DRINUDNATGSEN _____ 
Shade top row and middle column

ODGO _____ 
Draw a ▲ in the 2nd and 4th squares of the middle column—shade areas marked with an asterisk

SRIOGAUC _____ 
Shade areas marked with o

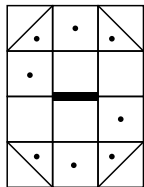
GOFINRIVG _____ 
Shade areas with +

VGOILN  _____
Shade left column and top middle square

LTIFFAHU _____ 
Shade the rest of the full squares

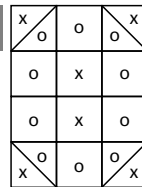
and has RAEFRACONEB⁴ _____  **God is**
Shade even numbers

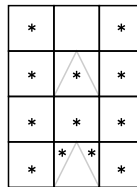
Hidden Message

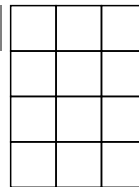
A 

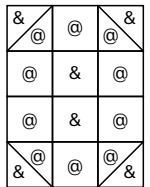
B

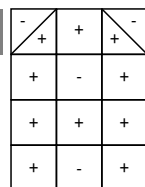
34	9	15
2	21	3
16	37	17
28	6	14

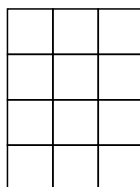
C 

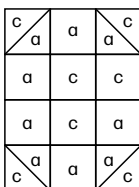
D 

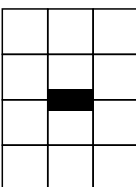
E 


F 

G 

H 

I 

K 

L 




Action Step: Review last week’s BIG PICTURE summary. Record in this box any steps of faith you took to let the truth change your life.

4 Hint: Patient Self-control



LESSON 18

Promise: God Will Give You Strength

 **Memory Verse:** *For the eyes of the LORD run to and fro throughout the whole earth, to give strong support to those whose heart is blameless toward him.—2 Chronicles 16:9a*

 **Scripture:** 2 Chronicles 16:9a; Isaiah 40:28-31; Philippians 4:13; Hebrews 13:6



1. What is the condition of the 2 Chronicles 16:9a promise? _____

2. What does Isaiah 40:28 tell us about God? _____

3. How do weak people become strong? _____

4. "I can do all things through _____ who _____."—Philippians 4:13



The Big Picture! In your own words, summarize the main ideas of the lesson.



Something to Think About: God understands our weakness. He does not expect His children to do anything on their own. He promises to give His strength to those who trust in Him.

Directions: ① Read Isaiah 40:29-31. Then write verse 31 below. ② Read about eagles and fill out the chart to make a practical and personal application of Isaiah 40:31. ③ Write a prayer asking the LORD for His help.

Isaiah 40:31:

Why does the Bible use the analogy of eagles? Eagles are not strong enough to fly to great heights. Instead, they look for warm air currents so they can ride the currents upward. Other birds hide in a storm, but eagles fly into the storm, seeking the currents to lift them up. They soar using the strength of the wind rather than merely their own energy. Soaring on the warm currents only takes 1/20th (5 percent) of the strength that flying takes. This is why eagles can soar up to 10,000 feet and speed along at 50-75 miles per hour. The secret is that they don't use their own strength.

No one is strong enough to face the challenges of everyday life on their own. The "storms" or difficulties of life are even harder to face. While friends and family can be a great support, only God is strong enough to carry you through your struggles. What struggles do you have? Maybe it is a problem you are facing right now, an attitude (like anger, rebellion, ingratitude, fear, laziness, etc.), or a habit (too much screen time, neglecting your Bible time, speaking disrespectfully, etc.) or something else. If you are a child of God, you do not have to struggle alone. You can "wait for the LORD" who will carry you on the wind of His strength.

Admit your weakness.

What do you need help with?


Wait for the LORD.

Very practically, list some ways you can seek help from God. Include some practical steps you can take with God's help.

My prayer for God's help:




Action Step: Review last week's BIG PICTURE summary. Record in this box any steps of faith you took to let the truth change your life.



LESSON 19

Promise: Though You Stumble, You Will Not Fall

 **Memory Verses:** *The steps of a man are established by the LORD, when he delights in his way; ²⁴though he fall, he shall not be cast headlong, for the LORD upholds his hand.—Psalm 37:23-24*

 **Scripture:** 2 Samuel 11:1-12:13; 1 Kings 11:4; 1 Kings 14:8; Psalm 37:23-24; Acts 13:22



1. To stumble in the Christian life is to _____.
2. When you physically stumble, your legs and feet have a problem; when you spiritually stumble your _____ and _____ have a problem.
3. Spiritually, what does it mean to *be cast headlong*? _____

4. Why won't a believer be cast headlong? _____

5. How did God show grace to David? _____

6. King David stumbled, but what was his heart's response to God's rebuke through the prophet? _____




The Big Picture! In your own words, summarize the main ideas of the lesson.



Something to Think About: Even strong Christians can stumble at times, but God promises to keep them from falling.

Directions: Stumbling comes not only from wrong acting but from wrong thinking and wrong heart desires. ① In the head outline below, write some of the wrong thinking that causes us to stumble (e.g., “I won’t get caught”). In the heart, write some of the wrong attitudes and desires that cause us to stumble. Try to think of as many answers as you have room for. (You may want to work with a partner!) ② In the letter box below, circle the first letter and then every third letter to find out some means God uses to turn us away from our sin. (Start by circling the first letter, skip two, circle the fourth, etc.)




PTYAWERVKELQNWXRUSBVBSEIMNBHGLVFEDACIGOVVCNUYSOPEASQVYUWXEGHNPOCZAERP SDF
HVMOAILPOYHFSPEPCA IQWRVMIDZTTHCPUORXNBNSAMCGFIKLECBNAWCQNEBUPYREMNOIEPCFLNME

Do you know anyone who is “stumbling”? Is there something you can do to help that person?




Action Step: Review last week’s BIG PICTURE summary. Record in this box any steps of faith you took to let the truth change your life.


Prayer: Ask God to show you if you are stumbling. Confess any sin He shows you. Thank Him for His promise to guard the faith of His children.



LESSON 20

Promise: God Will Discipline You

 **Memory Verses:** *My son, do not despise the LORD's discipline or be weary of his reproof, ¹²for the LORD reproves him whom he loves, as a father the son in whom he delights.—Proverbs 3:11-12*

 **Scripture:** 1 Chronicles 21:13; Proverbs 3:11-12; Proverbs 4:25-27; Hosea 6:1; Jonah 1-3:3; Hebrews 12:11



1. Complete Proverbs 4:25-27. *Let your eyes look _____ forward, and your gaze be straight before you. _____ the path of your feet; then all your ways will be _____. Do not _____ to the _____ or to the _____; turn your foot away from _____.*
2. According to Proverbs 3:11-12 why does God discipline us? _____
3. In Hebrews 12:11 what does godly discipline produce? _____
4. Even though God's discipline may be painful, it is full of _____
5. The main way God disciplines children is through their _____
6. What should our attitude be toward discipline? _____



The Big Picture! In your own words, summarize the main ideas of the lesson.




Something to Think About: Discipline, though not always pleasant, helps you to grow to be more like Jesus. God uses it to call you to repent and to keep you on the right path. God always disciplines His children in love.

Directions: ① Work with a partner to fill in the text boxes below. The first person has gotten in trouble with his/her parents for something (and writes in the gray boxes). The second person attempts to graciously help the first person understand that discipline is for our good (and writes in the white boxes). ② Use the other person's notebook next and fill out the boxes, changing roles.




Action Step: Review last week's BIG PICTURE summary. Record in this box any steps of faith you took to let the truth change your life.


Prayer: Ask God to give you a grateful attitude toward discipline. Thank Him for being a loving heavenly Father who disciplines with mercy.



LESSON 21

Promise: God Plans Good for You

 **Memory Verse:** *For I know the plans I have for you, declares the LORD, plans for wholeness and not for evil, to give you a future and a hope.—Jeremiah 29:11 (ESV 2003)*

 **Scripture:** Exodus 2:1-12 (Moses' story); Deuteronomy 34:10-12; Jeremiah 29:11; Lamentations 3:22-23; James 1:17



1. In Jeremiah 29:11 God says that His plans are for _____ and not for _____, to give you a _____ and a _____.
2. It is important to remember that if you are a child of God, God plans _____.
3. What does God want us to learn from James 1:17? _____

4. Lamentations 3:22-23 is a very strong statement. What words in this verse show this? _____

5. If you are a child of God and know that He plans good for you, does that mean that nothing bad will ever happen in your life? _____



The Big Picture! In your own words, summarize the main ideas of the lesson.



Something to Think About: if you are a child of God, everything God plans for you is for your good. This is easy to agree with when things are going smoothly, but it can be harder when things are difficult. So decide ahead of time to believe that His plans for you will always be for your good.

Directions: God has given us so many good things. Often, we take them for granted—things like air, eyesight, and food. **1** Think of some of the things we take for granted and create a word search below. **2** Exchange books with a friend and see how many words your friend can find.




Action Step: Review last week's BIG PICTURE summary. Record in this box any steps of faith you took to let the truth change your life.

Prayer: God has been so good to us. Thank Him specifically for His goodness to you. Remember to take time daily to thank Him for all He does for you.



LESSON 22

Promise: God Will Be With You in the Hard Times

 **Memory Verse:** *When you pass through the waters, I will be with you; and through the rivers, they shall not overwhelm you...—Isaiah 43:2a*

 **Scripture:** Psalm 34:19; Psalm 46:1-3; Isaiah 43:2a; Acts 7:54-60



1. What is an *allegory*? _____
2. What are *afflictions*? _____
3. God is not interested in _____ but in _____.
4. Why does God allow us to go through hard times? _____

5. God promises us in Isaiah 43:2a that when we go through troubles (waters) He will _____
_____. What else does He promise? _____



The Big Picture! In your own words, summarize the main ideas of the lesson.



Something to Think About: Some people are fond of saying, “Trouble is just around the corner.” If you are a Christian you can add, “and God will be right there with me.” God promises that no matter what difficulties His children face, He will always be with us.

Directions: ① We will pass through mountains and valleys of difficulty and rivers of trouble while on earth. On the mountains, valleys, and rivers below, write in some of the difficulties you have experienced (or your family or someone else you know). How was God a refuge? You may want to share one of these experiences with a friend or your group. ② Suffering is real for everyone. But, if you are a Christian, God has given you a wonderful promise. Write Psalm 46:1 below the scene.




Psalm 46:1:




Action Step: Review last week’s BIG PICTURE summary. Record in this box any steps of faith you took to let the truth change your life.


Prayer: Thank God for being a refuge for His children. Thank Him for His help and His continual presence. Pray for those you know who are going through difficulties now.



LESSON 23

Promise: God Will Not Bring Any Unnecessary Suffering into Your Life

 **Memory Verses:** *...but, though he cause grief, he will have compassion according to the abundance of his steadfast love; ³³for he does not afflict from his heart or grieve the children of men.—Lamentations 3:32-33*

 **Scripture:** Lamentations 3:32-33; Daniel 4; John 11:1-44; 2 Corinthians 1:8-9



1. It is important to remember that God takes no pleasure in our **s** _____, **s** _____, or **p** _____
2. The raising of Lazarus from the dead showed that God is _____! What was the result of Jesus' miracle on Mary, Martha, and others? _____
3. Why does God allow suffering in our lives? _____
4. Paul tells about many of the hardships that he suffered in 2 Corinthians 1:8-9. According to Paul why did God allow those hardships to happen? _____
5. God does not _____ cause suffering and won't cause _____ than is necessary.



The Big Picture! In your own words, summarize the main ideas of the lesson.



Something to Think About: God will bring suffering into the lives of His children for their good in order to teach them to trust Him more and to draw them nearer to Him.

Directions: ① We make t-shirts boasting about what we have survived—"I survived summer school," "I survived cancer," "I survived Hurricane Laura," "I survived heart surgery," "I survived COVID-19"...Read 2 Corinthians 11:23-28. Then design the front of a survival t-shirt that the Apostle Paul could have worn. ② On the back of the t-shirt (the shirt on the right), write a phrase from 2 Corinthians 1:9b that shows why God did not spare Paul from this suffering. ③ Read about John Newton and fill in the blanks.



John Newton was taught from the Bible by his mother. But she died when he was seven. Instead of following the Lord, he was rebellious and arrogant. He mocked God and sinned greatly. Newton worked on slave ships and even became the captain of a slave ship. His sinful life led to poverty. When he was 22 years old, he was caught in a violent storm at sea. Death seemed near as the ship was tossed about in the storm for four weeks. Newton had been reading a book called *Imitation of Christ* and, remembering a sobering verse from Proverbs, he repented and was saved. He later became a pastor and wrote the several hymns including **A** _____ **G** _____.

A verse from another hymn, "I Asked The Lord," showed he had learned, like Paul, that God brings necessary suffering for our good.


*These inward trials I employ
From self and pride to set you free;
And break your schemes of earthly joy,
That you may seek your all in me.*

—John Newton




Action Step: Review last week's BIG PICTURE summary. Record in this box any steps of faith you took to let the truth change your life.

Prayer: Pray for someone you know who is suffering. Pray that this person will trust God.



LESSON 24

Promise: If You Remain Steadfast Under Trial, You Will Be Rewarded

 **Memory Verse:** *Blessed is the man who remains steadfast under trial, for when he has stood the test he will receive the crown of life, which God has promised to those who love him.—James 1:12*

 **Scripture:** 2 Corinthians 11:24-28, 32-33; 2 Corinthians 12:9-10; James 1:12



1. According to the lesson what is the definition of *remain steadfast*? _____

2. What does God promise to those who remain steadfast in trial? _____
3. List some things that can encourage a person's faith in the midst of trial. _____

4. Difficulties can either make you **b** _____ or **b** _____
5. Why is it important to admit your own weaknesses? _____



The Big Picture! In your own words, summarize the main ideas of the lesson.



Something to Think About: Remember that no matter what happens in your life, you always have a choice. You can trust God or become bitter against God. Better or bitter. It's your choice!

Directions: For the situations below, write in the appropriate column how you can become better or bitter through the experience. Then finish the page.

Experience	Better	Bitter
Your classmates or friends make fun of you.		
Math is hard for you.		
Your mom gets sick.		
Your dad loses his job.		
You have to move to another state.		


Remaining steadfast is believing that God is good and His promises are true even when things are hard.

Paul discovered the means to remaining steadfast in trials. Reread 2 Corinthians 12:9-10. At the end he said, "For when I am weak, then I am strong." This is an **oxymoron** (a figure of speech with words that seem to contradict each other.) Here are some examples of oxymorons: act naturally, clearly confused, walking dead, pretty ugly, silent scream, a fine mess. With your group, try to think of others. Why does Paul's sentence make sense? What is he saying?




Action Step: Review last week's BIG PICTURE summary. Record in this box any steps of faith you took to let the truth change your life.


Prayer: Thank God for His promise of eternal life for those who remain steadfast in faith.



LESSON 25

Promise: The Lord Will Keep You from Harm

 **Memory Verse:** *The Lord will rescue me from every evil deed and bring me safely into his heavenly kingdom. To him be the glory forever and ever. Amen.—2 Timothy 4:18*

 **Scripture:** Daniel 3:14-15, 17; Ephesians 6:16; 2 Timothy 4:18; James 1:12



1. What promises does God make in 2 Timothy 4:18? _____

2. In your own words explain what Shadrach, Meshach, and Abednego said to the king when he said he would put them in the blazing furnace if they did not worship him (Daniel 3:17). _____

3. What should you do when Satan attacks you? _____

4. God promises to keep us from harm. Does that mean that no flaming arrows will ever hit us? _____




The Big Picture! In your own words, summarize the main ideas of the lesson.



Something to Think About: God’s definition of “harm” is *ultimate* harm. We will have troubles, but if you are a child of God, you will be spared from ultimate harm. The spiritual weapon of faith that God gives His children is a powerful weapon against all the evil arrows that come against them. Use this weapon confident of God’s overcoming power.

Directions: ① On the shield, write at least three promises to remember when “flaming darts” are aimed at you. ② Read the story about a prisoner of war and use the Tap Code. Then use the code to tap out “GBU” and then “God bless you.” If you learn the code well, you can tap Bible verses and other messages to your friends!



Tap Code and God’s Faithfulness

Captain Carlyle (“Smitty”) Harris was a pilot during the Vietnam war. On April 4, 1965, he participated in the bombing of the Thanh Hoa Bridge, which connected the Ho Chi Minh Trail, one of the most important military supply routes used by the North Vietnamese. The mission was successful, but Smitty’s plane was hit and caught fire. He was presumed dead as his squadron saw his burning plane, but he failed to see any parachute. However, by God’s grace, Smitty was able to parachute out of the plane.

He was captured by the North Vietnamese and became America’s sixth prisoner of war (POW) of the Vietnam War. He was a POW for eight years, enduring interrogation, torture, and isolation. How did God sustain Captain Harris? Seemingly “by chance” while he was in training in the U.S., an instructor mentioned that POWs communicated during World War II by tapping on water pipes. The instructor “happened” to be walking beside Smitty as they left the classroom, and Smitty asked

	1	2	3	4	5
1	A	B	C	D	E
2	F	G	H	I	J
3	L	M	N	O	P
4	Q	R	S	T	U
5	V	W	X	Y	Z

how the prisoners tapped the dashes in Morse Code. It was then that the instructor explained that they not using Morse Code but Tap Code, and he drew the code for Smitty. Letters are tapped out according to their placement in a table; using first the number of the horizontal row, then the number of vertical column (e.g., B=1/2; H=2/3; C is used for K; and X means a new sentence.) Smitty taught this code to fellow prisoners, and they used it to communicate using any means they had to make a sound—tapping, coughing, sweeping, even once while chopping weeds, Smitty “chopped” in tap code. The prisoners would communicate news, poems, Bible verses, jokes, anything to keep their minds occupied and their spirits strong. When a prisoner was taken out to be tortured and questioned, often upon returning to his cell, he would hear the letters GBU tapped out to encourage him—**God Bless yoU**.

God takes care of His children in so many ways—even through seemingly coincidental learning of a code. During his 2,871 days as a POW, Smitty was kept from ultimate harm. He later said, “I prayed frequently and fervently because I had nowhere else to turn. I knew I needed help. And help came. The torture didn’t stop. I wasn’t free and back home. But I gained more than I even knew to pray for...The most important benefit for me was a renewed and strengthened faith in God. I knew that I would never be alone under any circumstances in my life.”⁵




Action Step: Review last week’s BIG PICTURE summary. Record in this box any steps of faith you took to let the truth change your life.

⁵ Carlyle S. Harris and Sara W. Berry, *Tap Code: The Epic Survival Tale of a Vietnam POW and the Secret Code that Changed Everything*. (Grand Rapids, Mich.: Zondervan, 2019), 155 (Kindle Edition).



LESSON 26

Promise: God Will Deliver You from All Your Troubles

 **Memory Verse:** *When the righteous cry for help, the LORD hears and delivers them out of all their troubles.—Psalm 34:17*

 **Scripture:** Psalm 34:17; Daniel 3:17-30



1. Complete Daniel 3:18. *But if not, be it known to you, O king, that we _____
or _____ the golden image that you have set up.*
2. What is the greatest protection God promises His children? _____
3. Our bodies are like a _____ for our souls. In contrast to our bodies, which may be harmed,
what are our souls like? _____
4. List three ways God can deliver us from harm. _____

5. Troubles, pain, and even death can come to us, but they can never really harm God's children. Why
not? _____



The Big Picture! In your own words, summarize the main ideas of the lesson.



Something to Think About: God allowed the three Hebrew men to be thrown into the furnace, but He was with them and delivered them from their troubles. We won't always be kept from trouble either, but we are not alone in them, and God will deliver us in some way.

Directions: ① Read the rest of the story about Captain “Smitty” Harris and the story of Annie Johnson Flint. ② Write down some ways you can be a blessing to others.

Delivered Through Rescue: On February 12, 1973, Captain Carlyle Harris walked out of prison. The Vietnam war was over! He was going home! At one point during his captivity, the 160-pound man had weighed less than 90 pounds. He endured many hardships, but God delivered him out of his troubles, and Smitty returned to his family on February 15, 1973. He met his eight-year-old son for the first time. His preschool daughters were now 11 and 13, and his wife had never given up hope of his return.

Deliverance Through Sustaining Grace: Annie Johnson Flint was born on Christmas Eve 1866. When she was three, her mother died giving birth to Annie’s sister. Both girls were sent to live with the widow of a friend of their father who had two children of her own and little income. The girls stayed there two years—“unwelcome and unwanted.” But God was watching over these two little girls. Their own father had an incurable disease and could not care for them, but he permitted them to be adopted by the Flints, a Christian couple. In that home, they received care and love and, when she was eight years old, Annie trusted Christ as her Savior. After high school, Annie trained to become a teacher. In her second year of teaching, she began to suffer from rheumatoid arthritis, which only worsened until it became difficult for her to walk. She was barely able to finish her third year of teaching and continued to worsen the following three years. Then both of her adoptive parents died within a few months of each other. Her sister was “frail and struggling,” and then Annie received the news that she herself would be a helpless invalid the rest of her life.

How did God deliver Annie Flint? He gave her sustaining grace. She was cheerful, positive, and had a love of writing poetry. Though her fingers were bent and disfigured and her joints swollen, her heart was full of love for and faith in her Savior. She wrote verses to encourage others and earn some income, publishing them on cards, magazines, and books. Eventually, her joints became so stiff she could hardly write. Though she was in constant pain for more than 40 years, she wrote more than a hundred poems, including these poems that became hymns of great encouragement, “He Giveth More Grace” and “God Hath Not Promised.”

Deliverance Through Death: Annie realized that God had given her physical disabilities so that she might accomplish His great purposes in her life. Her suffering produced poems and hymns that have blessed thousands of people... and her Savior was her constant comfort and gained for her eternal joy.

How can you be a blessing? You may not be able to write poetry, but there are many ways you can encourage someone who is suffering in some way. Write below some ways you can be a blessing. Then take action to bless someone this week.

He Giveth More Grace¹

He giveth more grace when the burdens grow greater
He sendeth more strength when the labors increase
To added affliction He addeth His mercy
To multiplied trials His multiplied peace

Chorus:


His love has no limit, His grace has no measure
His pow’r has no boundary known unto men
For out of His infinite riches in Jesus
He giveth, and giveth, and giveth again

1. Annie Johnson Flint © 1941. Renewed 1969 by Lillenas Publishing Co.



Action Step: Review last week’s BIG PICTURE summary. Record in this box any steps of faith you took to let the truth change your life.


Prayer: Thank God for delivering His people. Pray for ways you can bless others who are suffering.



LESSON 27

Promise: Joy Comes with the Morning

 **Memory Verse:** ...Weeping may tarry for the night, but joy comes with the morning.
—Psalm 30:5b

 **Scripture:** Psalm 30:5b, 11; Psalm 42:11; John 16:20-22



1. What does tarry mean? _____
2. Complete Psalm 30:11. *You have turned for me my _____ into _____ you have loosed my sackcloth and clothed me with _____*
3. Times of weeping are only _____. When things look bleak, remember that the story _____
4. When you are experiencing a time of sorrow, it is very important to _____




The Big Picture! In your own words, summarize the main ideas of the lesson.



Something to Think About: God promises His children that when sad times come they won't last forever. There will be an end to them, and joy will come.

Directions: Complete the puzzle. Use your Bible, if needed.



Across:

1. Why are you cast _____, O my soul...Psalm 42:11
2. ...will himself restore, confirm, _____, and establish you. 1 Peter 5:10
3. Weeping may tarry for the night, but joy comes with the _____. Psalm 30:5
4. When a woman is giving birth, she has _____... John 16:21

Down:


2. And after you have _____ a little while... 2 Peter 5:10
5. _____ in God... Psalm 42:11
6. You have loosed my sackcloth and clothed me with _____... Psalm 30:11
7. I will see you again, and your hearts will _____... John 16:22

The Story Isn't Over Yet! If you experience something difficult this week, remember that you can trust God with your life. He has a reason, a plan, a timing, and a lesson to be learned.




Action Step: Review last week's BIG PICTURE summary. Record in this box any steps of faith you took to let the truth change your life.


Prayer: Ask God to give you a heart to trust Him and His promises. Thank Him that He brings joy in the morning to His children. Pray for those who are having difficulties.



LESSON 28

Promise: All Things Work Together for Good

 **Memory Verse:** *And we know that for those who love God all things work together for good, for those who are called according to his purpose.—Romans 8:28*

 **Scripture:** Ruth; 2 Kings 5:1-15; Isaiah 46:9b-11; Romans 8:28



1. All God's plans are _____ and _____.
2. What does God mean by "good" in Romans 8:28? _____

3. Who is this promise for? _____
4. Why was leprosy good for Naaman? _____

5. Is there anything that can happen in your life that is so bad that God cannot use it for your good?





The Big Picture! In your own words, summarize the main ideas of the lesson.





Something to Think About: Since God is sovereign and in control of all things, nothing happens to you by “accident.” If you are a Christian, God is fulfilling His promise by using situations for your good. You may not see the good in it right away, but you can trust God completely.

Directions: ① Use the conversation bubbles to write wrong thinking (shaded bubble) and right thinking (clear bubble). ② In the boxes, write God’s sovereign plan for good in the situation. ③ Circle every other letter to discover an important truth. (The first one is done for you.)

There was a famine in Israel...



Elimelech, Naomi, and their two sons went to Moab where their sons married Moabite women...Naomi’s husband and two sons died...



Naomi decided to return to Israel and Ruth went with her...


Ruth met and married Boaz...Ruth and Boaz had a son.

Ⓐ B L O L P G R O M D U S J P A U H R S P E O W S T E T S L A N R W E J G I O N O H D
Y A T N O D W R L I N G U H O T

Identify a difficulty in your life. Several times this week ask God to help you trust Him in the middle of it. See what happens in you and/or with your situation.




Action Step: Review last week’s BIG PICTURE summary. Record in this box any steps of faith you took to let the truth change your life.



LESSON 29

Promise: God Will Not Forsake His People

 **Memory Verse:** *For the LORD will not forsake his people; he will not abandon his heritage.*
—Psalm 94:14

 **Scripture:** Psalm 94:14; Isaiah 49:14-16; Isaiah 54:10; Hosea



1. What does God have “engraved on the palms” of His hands? _____
2. What does “forsake” mean? _____

3. What does Psalm 94:14 say two times? _____

4. What does God show us through the prophet Hosea? _____

5. *“For the mountains may depart and the hills be removed, but my _____ shall not depart from you, and my covenant of peace shall not be _____ says the LORD, who has compassion on you.—Isaiah 54:10.*




The Big Picture! In your own words, summarize the main ideas of the lesson.



Something to Think About: Many things try to come between young people and God, creating a wall between them, breaking fellowship and communication. Keep your spiritual eyes open so you can detect these things when they try to get a foothold in your life.

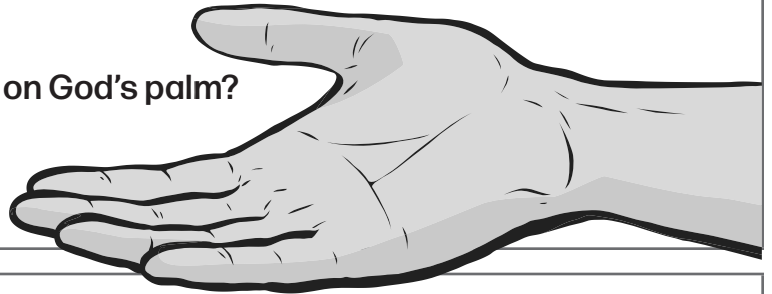
Directions: Write some of the things that come between people and God on the bricks below. Draw more bricks if you need to. (You may work with a partner or with your small group.)



What things, if any, have come between you and God recently? _____


If you are a child of God, remember God loves you and has promised that He will never forsake you. Take a few moments to talk to God about these things and ask His forgiveness and help to turn from those things in the future.

Are you engraved on God's palm?



Action Step: Review last week's BIG PICTURE summary. Record in this box any steps of faith you took to let the truth change your life.


Prayer: Thank God for loving His people with steadfast love. If you are not a child of God, ask God to give you the desire to come to Him.



LESSON 30

Promise: God Will Not Forget His Promises

 **Memory Verse:** “...I am watching over my word to perform it.”—Jeremiah 1:12b

 **Scripture:** Genesis 37, 39-45; Isaiah 40:8; Jeremiah 1:12b



1. God always gives us what is _____ for us.
2. What does Jeremiah 1:12b say about God? _____

3. Why did Joseph’s brothers hate him? _____

4. What two choices did Joseph have when he was sold into slavery? _____

5. Where was God when Joseph was in the pit? _____



The Big Picture! In your own words, summarize the main ideas of the lesson.



Something to Think About: When you have problems, don't waste time wondering and questioning where God is, because you can know for sure that He is right there with you.

Directions: Study the clocks above the word "AT" to figure out the code and then use the code to decipher the message. There is no X or Z.



11:00 2:00 6:00 12:00 11:30 6:30 7:00 9:30 12:30 2:00

12:00 12:30 5:30 2:00 9:30 7:00 9:00 2:00 2:00 11:00 3:30 12:00 9:30

3:00 7:00 1:30 4:00 9:00 1:30 7:00 4:00 6:30 3:00 12:30 10:00 9:30

11:00 2:00 1:00 12:00 6:30 12:00 5:30 11:00 12:00 11:30 9:00

9:30 8:30 10:00 9:00 9:30 3:30 4:00 6:00 9:30 7:00

5:00 2:00 2:00 7:30 3:30 4:00 9:00


7:30 8:30 7:00 6:00 4:00 9:00 2:00 9:00

If you were asked, "Why can you trust God completely?" what would you say? _____




Action Step: Review last week's BIG PICTURE summary. Record in this box any steps of faith you took to let the truth change your life.

Prayer: Ask God for a heart of faith, to trust His goodness and sovereignty, and to face each day without complaining and worrying.



LESSON 31

Look Up, Not Down

 **Memory Verses:** *For this light momentary affliction is preparing for us an eternal weight of glory beyond all comparison, ¹⁸as we look not to the things that are seen but to the things that are unseen. For the things that are seen are transient, but the things that are unseen are eternal.*
—2 Corinthians 4:17-18

 **Scripture:** Genesis 37, 39-45; Psalm 94:14; Isaiah 43:2a; 2 Corinthians 4:17-18



1. Who made Joseph an overseer? _____
2. When you do the right thing and something negative happens, does it mean that God has forgotten you? _____
3. List four times so far in the story where Joseph could have looked at his circumstances and questioned God. _____

4. We have the same choices that Joseph had; to _____ or to _____




The Big Picture! In your own words, summarize the main ideas of the lesson.



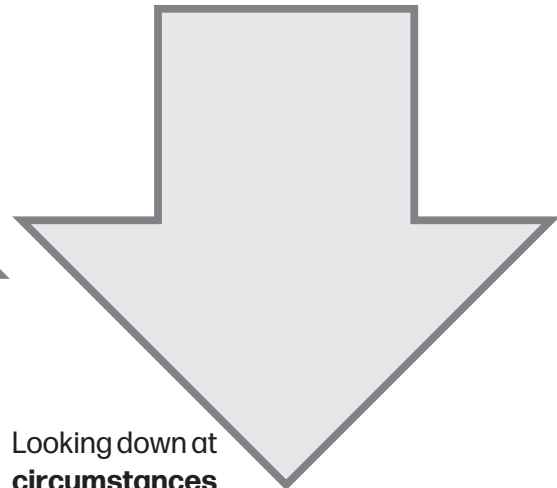
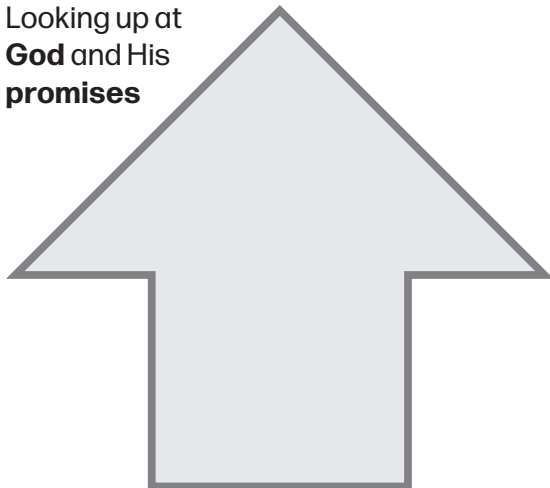
Something to Think About: When things are going great in your life, it is a good thing to strengthen your faith by reminding yourself that God is sovereign and in control of everything. This will help you to remain steadfast in the difficult times.

Directions: ① In the film frames below, write or draw scenes from Joseph's life. ② There were probably many moments that Joseph must have felt that his affliction was not light or momentary. In the down arrow, write some of the feelings or thoughts he could have had. In the up arrow, write the right thoughts or promises God's children can remember in the difficult times.



For this light momentary affliction...

Looking up at
**God and His
promises**



Looking down at
circumstances


...is preparing for us an eternal weight of glory beyond all comparison,¹⁸ as we look not to the things that are seen but to the things that are unseen. For the things that are seen are transient, but the things that are unseen are eternal.—2 Corinthians 4:17-18

Are there situations in your life right now where it would be easy to complain and ask, "Why me?" This week, remind yourself of 2 Corinthians 4:17-18 and confidently trust God.




Action Step: Review last week's BIG PICTURE summary. Record in this box any steps of faith you took to let the truth change your life.


Prayer: Pray that you will have the faith to trust God and remember the unseen things of faith.



LESSON 32

God is Accomplishing His Purposes

 **Memory Verse:** *The LORD of hosts has sworn: "As I have planned, so shall it be, and as I have purposed, so shall it stand,"—Isaiah 14:24*

 **Scripture:** Genesis 41-45; Genesis 50:20; Psalm 34:17; Isaiah 14:24; Romans 8:28



1. What were the three times that Joseph had been appointed as an overseer? _____

2. Why didn't Joseph get angry at his brothers when they came to Egypt for food? _____

3. Complete Genesis 50:20. *As for you, you meant _____ against me, but God meant it for _____, to bring it about that many should be _____, as they are today.*
4. How old was Joseph when God gave him his dreams? _____ How old was he when they were fulfilled?

5. *The LORD of hosts has sworn: "As I have _____, so shall it _____, and as I have _____, so shall it _____."—Isaiah 14:24*



The Big Picture! In your own words, summarize the main ideas of the lesson.



Something to Think About: Sometimes it is difficult not to look down at the individual pieces of our lives rather than look up and trust that God is sovereignly fashioning an overall plan. If you are a child of God, you have the assurance that every piece is working for your good, and you can trust Him every step of the way.

Directions: ① See if you can find the individual pieces of Joseph's life in the overall plan that God had for Joseph and His people. ② Color the picture or "hide" some drawings from your own life in the picture. What do you need to trust God with?




Look up beyond your circumstances and trust God! What do you need to trust God with?




Action Step: Review last week's BIG PICTURE summary. Record in this box any steps of faith you took to let the truth change your life.


Prayer: Pray that you can look up and trust God for the overall plan of your life.



LESSON 33

God Is Not Slow in Keeping His Promises

 **Memory Verses:** *I believe that I shall look upon the goodness of the LORD in the land of the living!*
¹⁴Wait for the LORD; be strong, and let your heart take courage; wait for the LORD!—Psalm 27:13-14

 **Scripture:** Genesis 27:1-45; Psalm 27:13-14; 2 Peter 3:9



1. The reason waiting is so difficult is because we are _____ by nature.
2. Complete 2 Peter 3:9. *The Lord is _____ to fulfill his promise as some count slowness, but is _____ toward you, not wishing that any should _____, but that all should reach _____.*
3. God's timing is right, so if we think that He is slow in keeping His promises it may be because we _____.
4. What are some ways we can respond when we are waiting for God to act? _____



The Big Picture! In your own words, summarize the main ideas of the lesson.



Something to Think About: To be faithfully waiting for the fulfillment of God’s promise means to wait with total confidence in Him.

Directions: ① Connect the dots. Then read the paragraph. ② Make a timeline of your life, noting key events. Then make a timeline of history, noting key events. ③ Psalm 27 was written “in the day of trouble.” Read this psalm and look for these words that describe David’s troubles: evildoers, adversaries, war, enemies, forsaken, false witnesses. What does he say about God? Then read the words of Charles Spurgeon, a preacher in the 1800s.



The line between the first two dots is our life on earth—it is very short, whether it is 10 years, 45, or 98. The other line ending at the arrow represents all of time and eternity. This is God’s perspective or viewpoint. In light of eternity, what we may think of as the “slowness” of God’s response is really very short. How does keeping in mind that we are living “in the inch,” in light of the “miles and miles” of eternity, help us to keep trusting when He seems slow to keep His promise?

The timeline of my life: ● _____
_____➔

The timeline of history: ● _____
_____➔

How much time has passed between the events of your life compared to the events of the timeline of history? God sees the big picture, while we only see a very small part of it. Encourage yourself with the fact that God’s timing is different from yours. At just the right time, God’s promise will be fulfilled.

“We must believe to see, not see to believe.”—Charles Spurgeon

I believe that I shall look upon the goodness of the LORD in the land of the living!

¹⁴*Wait for the LORD; be strong, and let your heart take courage; wait for the LORD!*

—Psalm 27:13-14



Action Step: Review last week’s BIG PICTURE summary. Record in this box any steps of faith you took to let the truth change your life.


Prayer: Pray for eyes to see the goodness of God today and the faith to trust Him for tomorrow.



LESSON 34

Faithful to All His Promises

 **Memory Verse:** *The grass withers, the flower fades, but the word of our God will stand forever.*
—Isaiah 40:8

 **Scripture:** Genesis 12:2; Genesis 15:5-6; Genesis 17:9; Genesis 21:1-3, 5-7; Joshua 23:14; Psalm 145:13b (NIV 1984); Isaiah 40:8



1. After Abram received the promise that God would make him a great nation, how many years did he have to wait for the promised child to be born? _____
2. How old were Abraham (_____) and Sarah (_____) when Isaac was born? Is it humanly possible for a woman as old as Sarah was to birth a child? _____
3. What does the name *Isaac* mean? _____
4. God changed Abram's name to Abraham, which means _____.
5. Complete Psalm 145:13b—*The LORD is _____ to all his _____ and _____ toward all he has made. (NIV, 1984)*
6. Seven hundred years after God made His promise to Abraham, what did Joshua say about God's promises? _____
7. Why do you think God waited until Abraham and Sarah were so old before He gave them a son?



The Big Picture! In your own words, summarize the main ideas of the lesson.




Something to Think About: Since nothing is too hard for God, is there any problem or need in your life that is too big for Him to deal with?

Directions: Create your own notebook page! How will you remember the wonderful truth that GOD IS FAITHFUL TO ALL HIS PROMISES? Here are a few ideas: Create a birth announcement or write a newspaper article about Isaac's birth; list some of the promises we have learned about; make a computer screensaver; use fancy lettering or draw a picture to illustrate Psalm 145:13b or Isaiah 40:8; make up a code and write some of God's promises in code; make a poster, billboard announcement, or book cover; or an think of idea of your own. Remember that not one promise has failed!




Action Step: Review last week's BIG PICTURE summary. Record in this box any steps of faith you took to let the truth change your life.


Prayer: Praise God for being faithful to keep His promises!



LESSON 35

Trusting in the Promises

 **Memory Verse:** *Now faith is the assurance of things hoped for, the conviction of things not seen.—Hebrews 11:1*

 **Scripture:** Genesis 17:7; Hebrews 11:1, 8, 11, 17-19



1. In Genesis 22, God tells Abraham to do something extremely difficult. What was it? _____

2. After Abraham demonstrated his complete faith and trust in God and His promises by preparing to do exactly what God had asked, what did God do at just the right moment? _____

3. All through his life we see that Abraham's obedience was not based on what he could _____, but because he _____ God.
4. Having faith is being _____ of something even when you can't _____ it.
5. What must you consider true about God in order to trust His promises? _____



The Big Picture! In your own words, summarize the main ideas of the lesson.



Something to Think About: Every day, God calls you to step out in faith and trust Him. Are you willing to do this?

Directions: ① Turn to Hebrews 11 in your Bible. Choose how you will fill out the chart below. (You won't be able to include everyone). Two are already filled out for you. ② Braille is an alphabet of raised bumps in a pattern. A blind person reads with his fingers, feeling the bumps. Use the Braille alphabet to decode the message.

Believing and Acting

Person	Action
Abel	Offered an acceptable sacrifice
Noah	Constructed an ark

•	••	•••	••••	•••••	••••••	•••••••	••••••••	•••••••••	••••••••••	•••••••••••	••••••••••••	•••••••••••••	••••••••••••••	•••••••••••••••	••••••••••~	••••••••••••	•••••••••••••	••••••••••••••	••••••••••~	••••••~	••••••••	•••••••••	••••••~	••••••~	••••••~	••••••~	••••••~	••••••~	••••••~	••••••~
a	b	c	d	e	f	g	h	i	j	k	l	m	n	o	p	q	r	s	t	u	v	w	x	y	z					

••••••••••••••••• •••••••• •••••••• •••••••• •••••••• ••••••~
 ••••••••••••~ •••••••• •••••••• •••••••• ••••••~ ••••••~ ••••••~ ••••••~




Action Step: Review last week's BIG PICTURE summary. Record in this box any steps of faith you took to let the truth change your life.


Prayer: Ask God to give you the faith to trust Him more.



LESSON 36

Failure to Trust in the Promises

 **Memory Verse:** ...*For whatever does not proceed from faith is sin.*—Romans 14:23b

 **Scripture:** Genesis 6:13-14; Psalm 36:5; Luke 1:13-15a, 18-20; Romans 14:23b



1. What we _____ in our hearts and what we _____ affect what we do.
2. What two responses can we have when a promise is made to us? _____

3. What happened to Zechariah because of his lack of faith in God's promise to give him a son?

4. (Fill in the blanks.) Our **u** _____ does not change God's **f** _____ to His promises, but it can have serious **c** _____.
5. True or False? If we have a heart that trusts God's promises, we will never doubt.



The Big Picture! In your own words, summarize the main ideas of the lesson.



Something to Think About: Because what we think affects what we do, we must be careful about what we allow to influence our minds.

Directions: ① Fill in the first chart with people in the Bible who failed to trust God’s promises and the consequences. ② Fill in the second chart with people in the Bible who did trust God’s promises and the results.


Who	Unbelieving Action	Consequence
10 of 12 Israelite Spies in Canaan	Didn't believe that God would give them victory over the Canaanites	Others believed their report and all of the Israelites had to wander in the desert for 40 years.

Who	Believing Action	Result
Noah	Trusted what God said about the coming disaster and built an ark.	He, his family, and the animals were saved.




Action Step: Review last week’s BIG PICTURE summary. Record in this box any steps of faith you took to let the truth change your life.


Prayer: Thank God that He is faithful even when we doubt Him. Pray that you will trust God and act in faith.



LESSON 37

Fighting the Fight of Faith

 **Memory Verses:** *Finally, be strong in the Lord and in the strength of his might. "Put on the whole armor of God, that you may be able to stand against the schemes of the devil.—Ephesians 6:10-11*

 **Scripture:** Psalm 77:1-4, 7-8, 11; Psalm 94:14; Ephesians 6:10-11



1. When you have waited longer than you thought you would have to for a promise to be fulfilled, it is easy for _____ to enter your mind.
2. True or False? Young Christians are the only ones to have doubts concerning the promises of God.
3. What does Ephesians 6:10-11 tell us to do? _____
4. What strategies do we have for fighting doubt? _____

5. What truth does Psalm 94:14 teach us? _____
6. We must always listen to _____, not to _____



The Big Picture! In your own words, summarize the main ideas of the lesson.

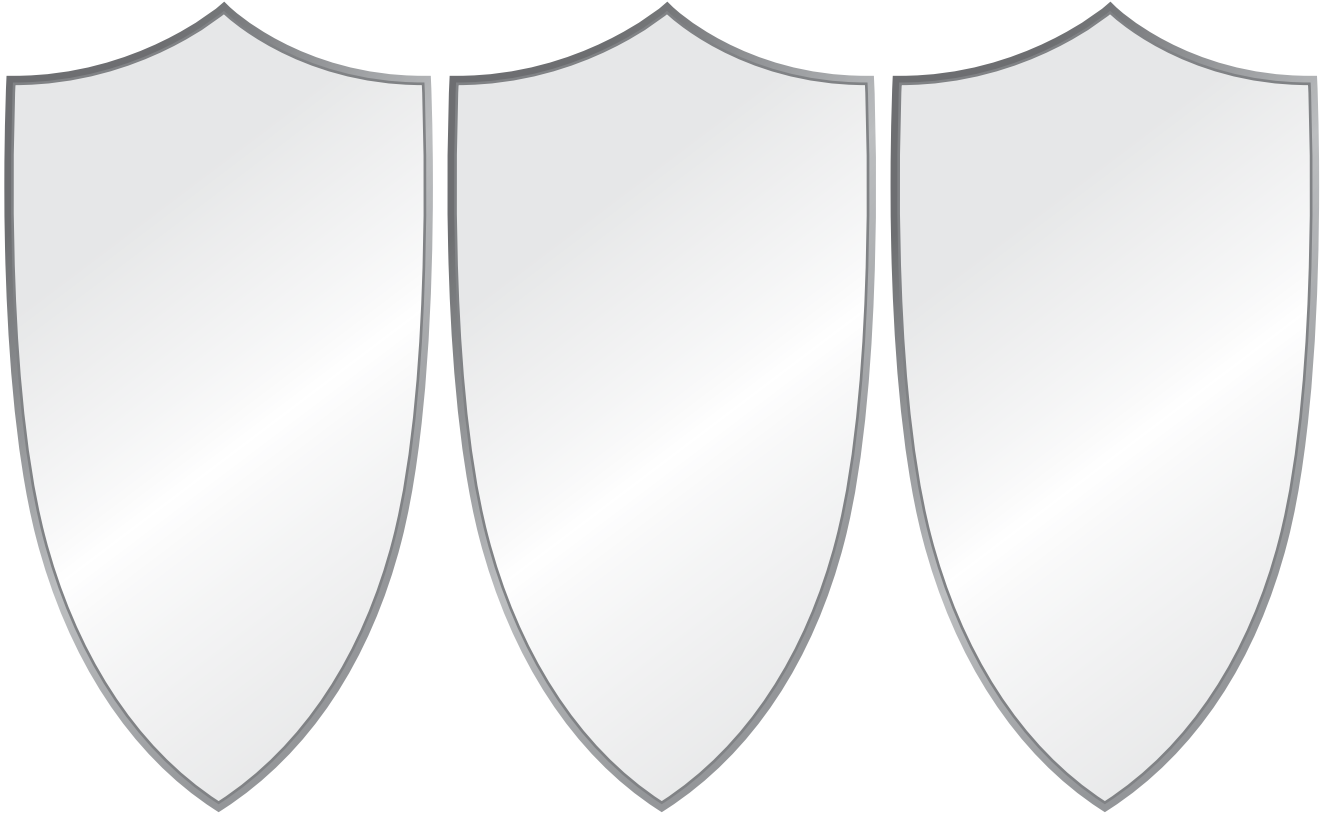


Something to Think About: Trust God, not the lies of Satan. F.E.A.R.= False Evidence Appearing Real.

Directions: ① On the first shield, write verses you have memorized. ② On the other two shields, write verses you would like to memorize. ③ Think about the question and strategies below.

You can't fight lies with the truth if you don't know the truth.

This week, when you are engaged in a spiritual battle, among other things, encourage yourself with Scripture verses you have memorized and don't listen to thoughts of discouragement.



Why is the memorization of Scripture so important in spiritual battles?

1. Remember God's past deeds.
2. Read the Bible.
3. Remember who God is and His characteristics.


4. Talk to God about your doubts and ask Him to make your faith stronger.
5. Repeat the truth of God's promises to strengthen your faith.

6. Ask other Christians about God's promises and listen to their stories of how they have seen the goodness of God.




Action Step: Review last week's BIG PICTURE summary. Record in this box any steps of faith you took to let the truth change your life.

Prayer: Pray that God will strengthen you for the battles that you face.



LESSON 38

Standing on the Promises of God

 **Memory Verse:** *Every word of God proves true; he is a shield to those who take refuge in him.*
—Proverbs 30:5

 **Scripture:** Numbers 13:26-14:25; Proverbs 30:5



1. God's promises are a gift to His children, but we can miss out on much of what God has to offer us if we do not _____.
2. What was the land of Canaan like? _____
What does this tell you about God? _____
3. What was the response of most of the spies? _____
4. Why was the response of Joshua and Caleb different from the others? _____

5. Believing in the promises means **a** _____ on the promises.
6. Moses reminded God of His _____ and His _____. In doing this, Moses was _____ on the promises of God or trusting in them.
7. God forgave Israel for their unbelief, but there were _____ for their sin.




The Big Picture! In your own words, summarize the main ideas of the lesson.



Something to Think About: When you stand on the promises of God, you are telling God that you trust Him completely.

Directions: ① Complete the crossword puzzle. ② Identify a “giant” in your life (something you fear), and write a verse that you can stand on if you are a child of God.



Across:

1. “But as for you, your dead bodies shall fall in this _____” Numbers 14:32
2. What kind of report did 10 of the spies give? Numbers 13:32
3. “...do not _____ the people...” Numbers 14:9b

Down:

3. What did the spies bring back to Moses and the others? Numbers 13:26
4. “Only do not _____ against the LORD.” Numbers 14:9a
5. What did the LORD promise to the Israelite people? Exodus 3:8, Leviticus 20:24
6. Who said that the Israelites would be able to occupy the land? Numbers 13:30
7. Who else said that the land was good? Numbers 14:6, 7


“Giant” or fear: _____

A verse to stand on: _____




Action Step: Review last week’s BIG PICTURE summary. Record in this box any steps of faith you took to let the truth change your life.


Prayer: Thank God for being faithful to keep His promises. Ask Him to give you a heart of faith.



LESSON 39

Trusting in the Promises Leads to Obedience

 **Memory Verse:** *So faith comes from hearing, and hearing through the word of Christ.*
—Romans 10:17

 **Scripture:** Psalm 84:11; Psalm 106:19-22, 24-25; Luke 5:1-7; Luke 22:42; Romans 8:28; Romans 10:17



1. The ultimate act of obedience was demonstrated by Jesus when He _____

2. Even though the disciples were experienced fishermen, they caught nothing one night. When Jesus told them to push out from the shore and put down their nets Simon obeyed. Why? _____

3. What does unbelief lead to? _____
4. If our faith is weak or we have waited a long time for God to act or God asks us to do something difficult or something we don't want to do, it is easy for us to doubt that God is asking us to do what is best for us. At those times, we need more _____
5. How can we get more faith? _____

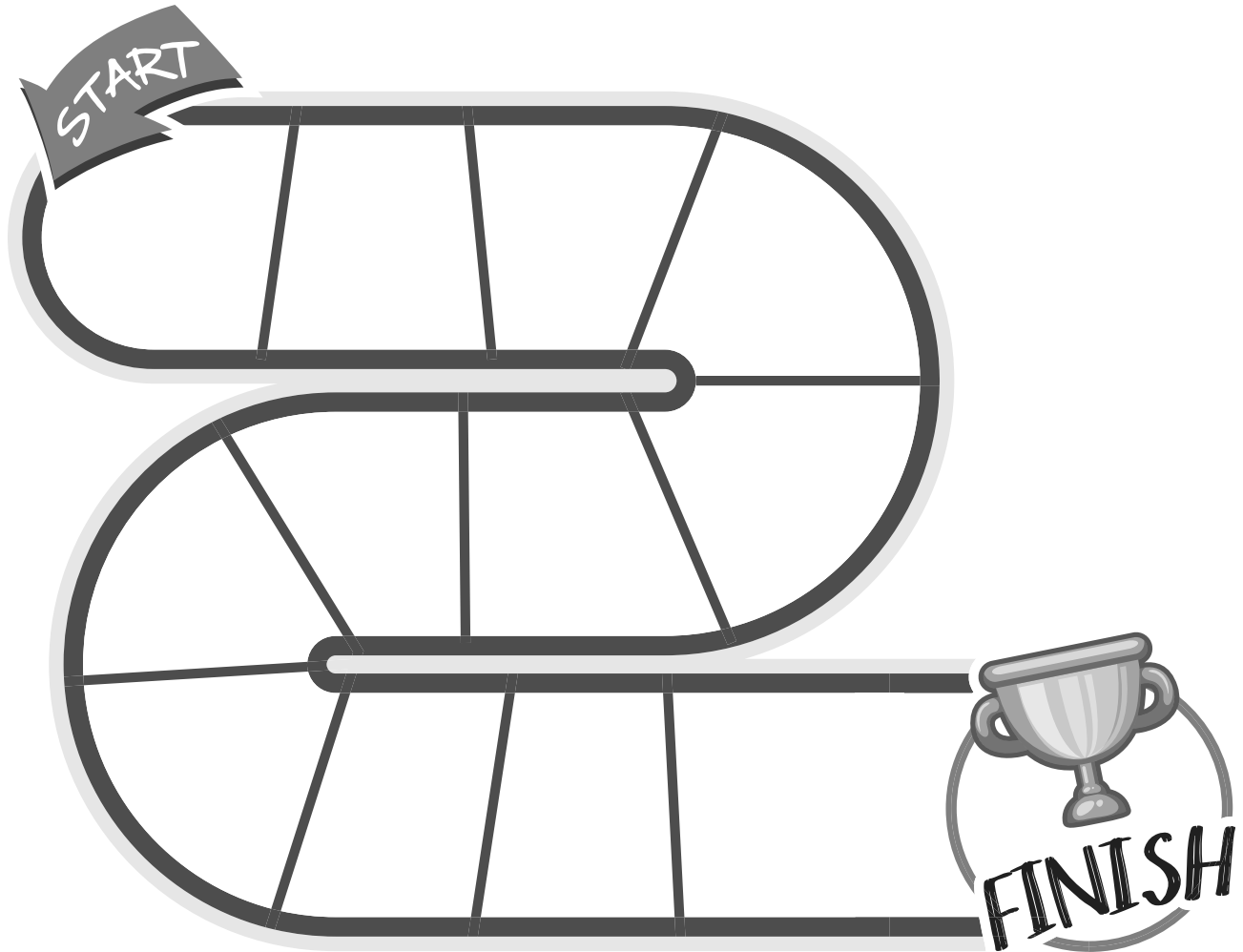


The Big Picture! In your own words, summarize the main ideas of the lesson.




Something to Think About: Remember that Satan often brings doubts so that we won't trust God and His promises. Recognize that strategy and reject it immediately.

Directions: Fill in the squares of the game board with examples of trusting God and standing on the promises (and advancing on the game board) or examples of unbelief (going backwards on the board). (For example: Look at the giants of the land instead of the promises of God—go back 3 squares; Trust Romans 8:28—move 3 squares forward; Believe that God has good purposes in missing an opportunity to go camping—move 2 squares forward.) Be creative and add more to your game board (e.g., fall in the swamp of despair and lose a turn; add a bridge to another square).




Action Step: Review last week's BIG PICTURE summary. Record in this box any steps of faith you took to let the truth change your life.


Prayer: Are you facing any difficult situations now where Satan is trying to bring doubts into your mind? Bring this concern to God. Ask God to give you faith and a desire to read His Word.



LESSON 40

Promise: Eternal Life

 **Memory Verses:** *"In my Father's house are many rooms. If it were not so, would I have told you that I go to prepare a place for you? ³And if I go and prepare a place for you, I will come again and will take you to myself, that where I am you may be also."*—John 14:2-3

 **Scripture:** John 14:2-3, 6; Hebrews 11:13-16; 2 Peter 3:13



1. Trusting in the promises leads us to **o** _____, which leads to **g** _____
r _____.
2. What is the meaning of the word *exile*? _____
Why are Christians called exiles? _____

3. Why are the promises of God like an iceberg? _____

4. If we really believe that heaven is our real home, how will we act on earth? _____



The Big Picture! In your own words, summarize the main ideas of the lesson.



Something to Think About: Jesus has gone to heaven and prepared a place for His children where they will live forever with Him! Will you be there?

Directions: Think about the description of heaven that you discussed in the lesson or look at Revelation 21. What will heaven be like? If you had to describe it to someone, what would you say? Design the inside of a brochure about heaven using words and colorful pictures.

At times it can be difficult to be a Christian young person in this world—to be an exile and different from others. Do you want to “fit in” here or in heaven?



Action Step: Review last week’s BIG PICTURE summary. Record in this box any steps of faith you took to let the truth change your life.

Prayer: Thank God for His sure promise of eternal life to those who are trusting in Jesus. If you are not a Christian, ask God to give you the faith to trust Him.



Action Step: Review this week's BIG PICTURE summary. Record in this box any steps of faith you plan to take to let the truth change your life.



Action Step: Review this week's BIG PICTURE summary. Record in this box any steps of faith you plan to take to let the truth change your life.



Action Step: Review this week's BIG PICTURE summary. Record in this box any steps of faith you plan to take to let the truth change your life.



Action Step: Review this week's BIG PICTURE summary. Record in this box any steps of faith you plan to take to let the truth change your life.



Action Step: Review this week's BIG PICTURE summary. Record in this box any steps of faith you plan to take to let the truth change your life.



Action Step: Review this week's BIG PICTURE summary. Record in this box any steps of faith you plan to take to let the truth change your life.



Action Step: Review this week's BIG PICTURE summary. Record in this box any steps of faith you plan to take to let the truth change your life.



Action Step: Review this week's BIG PICTURE summary. Record in this box any steps of faith you plan to take to let the truth change your life.



Action Step: Review this week's BIG PICTURE summary. Record in this box any steps of faith you plan to take to let the truth change your life.



Action Step: Review this week's BIG PICTURE summary. Record in this box any steps of faith you plan to take to let the truth change your life.



Action Step: Review this week's BIG PICTURE summary. Record in this box any steps of faith you plan to take to let the truth change your life.



Action Step: Review this week's BIG PICTURE summary. Record in this box any steps of faith you plan to take to let the truth change your life.



Action Step: Review this week's BIG PICTURE summary. Record in this box any steps of faith you plan to take to let the truth change your life.



Action Step: Review this week's BIG PICTURE summary. Record in this box any steps of faith you plan to take to let the truth change your life.



Action Step: Review this week's BIG PICTURE summary. Record in this box any steps of faith you plan to take to let the truth change your life.



Action Step: Review this week's BIG PICTURE summary. Record in this box any steps of faith you plan to take to let the truth change your life.



Action Step: Review this week's BIG PICTURE summary. Record in this box any steps of faith you plan to take to let the truth change your life.



Action Step: Review this week's BIG PICTURE summary. Record in this box any steps of faith you plan to take to let the truth change your life.



Action Step: Review this week's BIG PICTURE summary. Record in this box any steps of faith you plan to take to let the truth change your life.



Action Step: Review this week's BIG PICTURE summary. Record in this box any steps of faith you plan to take to let the truth change your life.



Action Step: Review this week's BIG PICTURE summary. Record in this box any steps of faith you plan to take to let the truth change your life.



Action Step: Review this week's BIG PICTURE summary. Record in this box any steps of faith you plan to take to let the truth change your life.



Action Step: Review this week's BIG PICTURE summary. Record in this box any steps of faith you plan to take to let the truth change your life.



Action Step: Review this week's BIG PICTURE summary. Record in this box any steps of faith you plan to take to let the truth change your life.



Action Step: Review this week's BIG PICTURE summary. Record in this box any steps of faith you plan to take to let the truth change your life.



Action Step: Review this week's BIG PICTURE summary. Record in this box any steps of faith you plan to take to let the truth change your life.



Action Step: Review this week's BIG PICTURE summary. Record in this box any steps of faith you plan to take to let the truth change your life.



Action Step: Review this week's BIG PICTURE summary. Record in this box any steps of faith you plan to take to let the truth change your life.



Action Step: Review this week's BIG PICTURE summary. Record in this box any steps of faith you plan to take to let the truth change your life.



Action Step: Review this week's BIG PICTURE summary. Record in this box any steps of faith you plan to take to let the truth change your life.



Action Step: Review this week's BIG PICTURE summary. Record in this box any steps of faith you plan to take to let the truth change your life.



Action Step: Review this week's BIG PICTURE summary. Record in this box any steps of faith you plan to take to let the truth change your life.



Action Step: Review this week's BIG PICTURE summary. Record in this box any steps of faith you plan to take to let the truth change your life.



Action Step: Review this week's BIG PICTURE summary. Record in this box any steps of faith you plan to take to let the truth change your life.



Action Step: Review this week's BIG PICTURE summary. Record in this box any steps of faith you plan to take to let the truth change your life.



Action Step: Review this week's BIG PICTURE summary. Record in this box any steps of faith you plan to take to let the truth change your life.



Action Step: Review this week's BIG PICTURE summary. Record in this box any steps of faith you plan to take to let the truth change your life.



Action Step: Review this week's BIG PICTURE summary. Record in this box any steps of faith you plan to take to let the truth change your life.



Action Step: Review this week's BIG PICTURE summary. Record in this box any steps of faith you plan to take to let the truth change your life.



Action Step: Review this week's BIG PICTURE summary. Record in this box any steps of faith you plan to take to let the truth change your life.

God's Promises

God is good to all.
Salvation for all who call.
God will forgive you.
God will be with you.
Nothing can separate you
from God's love.
God will complete His work in you.
You will bear fruit.
God hears your prayers.
The Lord will guide you.
God will provide for your needs.
God will not withhold any good thing.
God will fight for you.
God is slow to anger.
God will give you strength.

Though you stumble, you will not fall.
God will discipline you.
God plans good for you.
God will be with you in the hard times.
God will not bring any unnecessary
suffering into your life.
If you remain steadfast under trial,
you will be rewarded.
The Lord will keep you from harm.
God will deliver you from all your troubles.
Joy comes with the morning.
All things work together for good.
God will not forsake His people.
God will not forget His promises.
Eternal life.

*The LORD is good to all,
and his mercy is over all that he has made.*

Psalm 145:9

